



Coelho da Silva

SINCE 1927

EN

Casa no Banzão, Colares, Portugal  
Ribeiro de Carvalho Arquitectos  
JG Photography  
Plasma Natural Red


[coelhodasilva.com](http://coelhodasilva.com)



Casa da Amelia  
Lisboa, Portugal  
PROJECT  
M2 Senos (Ricardo Senos, Sofia Senos)  
PHOTOGRAPHY  
FG + SG | Fotografia de Arquitectura  
PRODUCT  
Plasma TX 5 Slate



Casa Cabo de Vila  
Aguir da Beira, Portugal  
PROJECT  
Santos Castro Arquitectos, Lda  
PHOTOGRAPHY  
Ricardo Junqueira  
PRODUCT  
D3+ Natural Red with curved finish eave 65



Prédio de Habitação  
Rua António Enes 119 - Porto  
PROJECT  
Adaptye Arquitectura,  
Rui Vêloso, Aq.  
PHOTOGRAPHY  
Luís Ferreira Alves  
PRODUCT  
D3+ Anthracite



Casa da Leiras  
Leiria, Portugal  
PROJECT  
Tomé Gouveia Arq.  
PHOTOGRAPHY  
Ricardo Junqueira  
PRODUCT  
Plasma Steel Grey




Duas Casas na Calçada dos Mestres  
Lisboa, Portugal  
PROJECT  
Orgânica Arquitectura,  
Paulo Serôdio, Aq.  
PRODUCT  
Plasma Natural Red



Edifício Portofino  
Cascais, Portugal  
PROJECT  
Fragmentos de Arquitectura  
PHOTOGRAPHY  
Telmo Miller  
PRODUCT  
Plasma Pearl White



Patio do Meco  
Portugal  
PROJECT  
Fábio Ferreira Neves  
PRODUCT  
Canudo Natural Red



Hotel Marriott  
Praia d'El Rey Óbidos, Portugal  
PRODUCT  
Tecn Natural Red



# FITTINGS

MORE THAN 300

PORTUGUESE ROOF TILE

Eave over piece 40, 49, 65



Curved finish eave corner 40, 49, 65



Tecno eave corner



MARSEILLE ROOF TILE

MR1 eave under piece 40, 49, 65



Curved finish eave corner 40, 49, 65



MR1 curved finish eave hip starter left



Curved finish eave inner corner 40, 49, 65



Tecno eave tile (without friezes on the underside)



Double tile



MR1 ridge tile



MR1 3-way gable apex male



MR1 4-way apex flat



Tecno 1/2 gauge tile



Tecno roof tile with opening 250 mm



Cap for roof tile with opening 250 mm



Safety step and ventilation tile



Tube passage tile



Chimney support tile Ø150 mm



Chimney support tile 150 mm



Ridge tile left



3-way apex T-shaped



PLAIN ROOF TILE

Half tile



Monopitch tile



Ventilation tile



3-way apex 60° (male or female)



5-way PG apex



8-way apex



PL1 3-way apex (female)



PL1 ridge tile



PL2 ridge tile



Tecno imbedded gutter finish



Concave mansard tile



Convex mansard tile



Linkage tile



External façade corner



Chimney support tile Ø150 mm



CS Coelho da Silva

INNOVATION AND DEVELOPMENT

The product has always been at the core of CS' strategy, seeking to respond aesthetic and functionally to the challenges of roof coverings, however complex they may be.

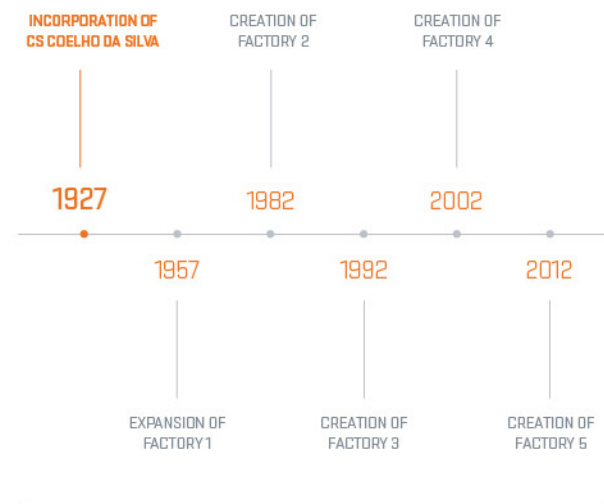
Therefore, CS has continuously developed and perfected innovative solutions in clay, to solve a wide range of situations and avoid the introduction of materials of a different nature.

The aim is to optimize performance while enhancing the exclusive beauty and perfection of a roof covering made entirely from clay.



## 5 MANUFACTURING UNITS

350,000 m<sup>2</sup> TOTAL AREA | 68,000 m<sup>2</sup> COVERED AREA



SwanCare Bentley Park  
Perth, Australia

PROJECT  
Adrian Iredale  
Director  
Architect ARAIA  
Iredale pedersen hook architects

PHOTOGRAPHY  
Peter Bennetts by Bennetts studio

PRODUCT  
Curved facades Plasma  
Natural Red and Natural Glazed



West Cliffs - Golf Course, Óbidos, Portugal  
Photography Ricardo Junqueira  
Tecno Natural White



Sirius Natural Red



House Vieira, Juncal, Portugal  
Global Red



B Building, Praça D. Luis, Portugal  
Arq. Aires Mateus e Associados  
F3+ Rustic Natural



Casa do Melgaço, Alfeizerão, Portugal  
Atelier UMMA-Arquitectura, Rui Rebelo e Sara Félix Arquitectos  
F2 Natural Red

## Tecno

SUBLIME, UNBEATABLE,  
UNIQUE

Designed as the top of its line and complemented by an unparalleled set of fittings, Tecno asserts itself as the absolute most premium option in the Portuguese-style roof market.

## Sirius

ELEGANT, PRECISE,  
SOPHISTICATED

A symbiosis of elegance and precision, combined with an excellent technical performance, it is complemented by exclusive fittings. Sirius stands out from its competitors in the high segment of the market.

## Global

SINGULAR, FLEXIBLE,  
DISCREET

Global's gentle wave results in a beautiful, subtle and harmonious aesthetic effect on any roof. Its discreet elegance and superior functional performance position this tile very competitively in the high segment of the market.

## F3+

COMPETENT, RELIABLE,  
TIMELESS


A reference in terms of reliability within the mid-range segment, F3+ performs extremely well in most climate conditions, being a safe choice for your roof.

## F2

AFFORDABLE, EFFECTIVE,  
POPULAR

Being the most affordable Portuguese roof tile within CS' product range, F2 is a lasting and effective choice for regions where climate conditions are less demanding.

It has been a popular and highly regarded model for over four decades.



## Domus

EXCLUSIVE, ELEGANT,  
OUTSTANDING

Of unparalleled elegance, Domus features refined lines and well-proportioned shapes, complementing exceptionally well both heritage buildings as well as new and modern construction.

Domus is the undeniable reference in its class, being an exclusive product for timeless roofs.

## Primus

VERSATILE, ROBUST,  
CLASSIC

Designed as the contemporary interpretation of a classic roof tile model, Primus presents stronger lines and clearer shapes than other marseille tiles, resulting in a roof with a robust and modern look.

Being the first CS roof tile to offer the option of both straight and cross bond, Primus is a versatile choice, also fitting pre-existing gauges between 35 and 39cm.

## D3+

TRADITIONAL, EFFECTIVE,  
SIMPLE

With simple lines and a traditional design, D3+ effectively answers the challenges of marseille roofs.

It stands out for its flexibility of installation on pre-existing roofs, sliding to fit gauges that can vary between 35 and 39cm, without compromising the tile's performance or its clean design.

## Plasma

HARMONY AND SIMPLICITY  
FOR UNIQUE SOLUTIONS

Having been the first flat roof tile model, of pure forms and geometry, to be manufactured in Southern Europe, Plasma is the reference brand in its market segment. Its contemporary design combines harmony and simplicity, beauty and class. Furthermore, its exceptional range of fittings elevate the technical performance of this line, resolving the challenges of both roof and façade.

### Plasma TX5

THE TIMELESSNESS OF SLATE  
Drawing its inspiration from the old schist villages in Portugal, Plasma TX5 brings back a millennial roof form, replicating the irregular texture of slate into clay. Despite keeping all the features of the Plasma model, TX5 is specified exclusively for the roof.

## Canudo


WELCOME TO THE PAST!

45x20  
Reviving past traditions, this roof tile stands out for its larger size and subtle curves. Easy to install, it results in an outstanding aged-looking roof.

45x16  
With the same shape and size as the barrel roof tile manufactured by CS more than 80 years ago, this model faithfully reproduces the look and feel of the Portuguese roofs of the past. It is highly requested by the heritage and renovation market niches, as well as new architecture looking to achieve the same aged roof look.

Pátio do Meço  
Arquiteto Fábio Ferreira Neves  
Canudo Natural Red

Palace Hotel Monte Real, Leiria  
António Garcia Arquitectos, Lda.  
Domus Natural Red




Primus Natural Red



Centro Interpretativo do Vale do Tua, Carrazeda de Ansiães, Portugal  
Rosmaninho + Azevedo Arquitectos  
Photography Luis Ferreira Alves  
D3+ Natural Red








Casa no Branco, Colares, Portugal  
Ribeiro e Carvalho Arquitectos  
Photography  
Plasma Natural Red




## Colors

PORTUGUESE ROOF TILES



PLASMA ROOF TILES





Coelho da Silva

IconO<sub>2</sub>



SINCE 1927

**CS Coelho da Silva, SA**

Albergaria, 2480-071 Juncal, Portugal  
**+351 244 479 200**

info@coelhodasilva.com  
**coelhodasilva.com**



FL/21.09/EN