

100% SLABS

FOR DESIGN AND ARCHITECTURE

MIRAGE[®]
Porcelain.Design.Sustainability



100% SLABS

for Design & Architecture

INDEX

WHY PORCELAIN PLUS	. 4
WHY MIRAGE® BIG SLABS	. 6
WHY MIRAGE® COLOUR RANGE	. 8
WHY MIRAGE® APPLICATIONS	.10
HOME DESIGN	.12
CONTRACT DESIGN	.34
PALETTE	.56
COLOURS & SIZES	.60

Facciamo la nostra parte per vincere la sfida più importante.

Mirage® ha intrapreso da anni un percorso volto alla riduzione dell' impatto ambientale e alla sicurezza dei propri prodotti.

Ma questo non basta, la salvaguardia del pianeta e delle persone richiede l'impegno di tutti.

È nelle scelte quotidiane, sia personali che di business, che ognuno di noi può adottare atteggiamenti consapevoli per contribuire alla propria salute ed alla tutela dell'ambiente.

Noi ci siamo.... E tu?
#IAMREADY

Scopri di più su
mirage.it

We are doing our part to win the toughest challenge facing us.

For many years Mirage® has directed its efforts into reducing its impact on the environment and into product safety.

But it is not enough; protecting the planet and people requires everyone's dedication.

It is in the everyday choices, both personal and business, that each of us can adopt an aware behaviour to contribute to our own health and protection of the environment.

We are ready... Are you?
#IAMREADY

Find out more
mirage.it



SICUREZZA | SAFETY

Le superfici Mirage® sono inospitali a funghi, muffe e batteri e soprattutto prive di sostanze pericolose per la salute.
Mirage® products are resistant to fungi, moulds and bacteria and most importantly free from substances hazardous to health.

NO PIOMBO
NO FORMALDEIDE
NO SILICATO DI ZIRCONIO
NO BENZILBUTILFTALATO
NO VOC
NO RADON

NO LEAD
NO FORMALDEHYDE
NO ZIRCONIUM SILICATE
NO BUTYL BENZYL PHTHALATE
NO COV
NO RADON

CARTA | PAPER

1592 tons

di carta riciclata solo nell'ultimo anno.
Come contribuire a salvare un bosco di 4000 alberi.

of paper recycled in the last year.
Equivalent to saving a forest of 4,000 trees.



PLASTICA | PLASTIC

386 tons

di plastica riciclata nell'ultimo anno: un beneficio paragonabile all'eliminazione di circa 350 automobili dalla circolazione.

of plastic recycled in the last year: a benefit comparable to the elimination of around 350 cars from the roads.



ACQUA | WATER

10,5%

Riduzione del consumo idrico negli ultimi 3 anni.

Reduction in water consumption in the last 3 years.

100%

Riutilizzo delle acque reflue nel ciclo produttivo.

Reuse of the waste water in the production cycle.



RIFIUTI | WASTE

98,6%

Scarti crudi riciclati all'interno del ciclo produttivo.

Of raw waste recycled within the production cycle.

-15,9%

Riduzione di rifiuti negli ultimi 2 anni.

Reduction of waste in the last two years.

Why Porcelain | Plus



RELIABILITY + SAFETY + DESIGN FREEDOM

AFFIDABILITÀ + SICUREZZA + LIBERTÀ PROGETTUALE
ZUVERLÄSSIGKEIT + SICHERHEIT + GESTALTUNGSFREIHEIT
FIABILITÉ + SÉCURITÉ + LIBERTÉ CONCEPTUELLE
可靠性+安全+设计自由


Ricerca ed eccellenza estetica sono solo il punto di partenza per le grandi lastre Mirage®.
Le nostre superfici, realizzate solo con le migliori materie prime e sinterizzate a oltre 1200° con tutto il know-how e l'ingegneria Mirage®, permettono di poter contare su un materiale ultra compatto, con performance tecniche senza compromessi e un impareggiabile livello di praticità e sicurezza.


— Research and superb style are just the start of what Mirage large slabs have to offer. Our surfaces, created using only the finest materials and sintered at over 1200° with all the know-how and engineering skill of Mirage, offer the guarantee of an ultra-compact material that boasts uncompromising technical performance and a peerless level of safety and practical qualities.

— Forschung und Entwicklung und ästhetische Exzellenz sind nur der Ausgangspunkt für die großen Platten von Mirage. Unsere Oberflächen werden nur aus den besten Rohstoffen hergestellt und mit dem gesamten Know-how und der Technik von Mirage bei über 1200° C gesintert. Auf diese Weise entsteht ein ultrakompaktes Material mit kompromissloser technischer Leistung und einem beispiellosen Maß an Funktionalität und Sicherheit.


— La recherche et l'excellence esthétique constituent le seul point de départ pour les grandes plaques Mirage. Nos surfaces, réalisées uniquement à partir des meilleures matières premières et sintérisées à plus de 1200° grâce au savoir-faire et à l'ingénierie Mirage, permettent de pouvoir compter sur un matériau ultra compact, avec des performances techniques sans compromis et un niveau de praticité et de sécurité inégalable.


— 研究和出色美观只是Mirage大规格瓷砖板材的起点。我们的瓷砖仅使用最佳原材料制成，并且在超过1200° 的温度下使用 Mirage 专有技术和工程技术进行烧结，使我们能够制造超致密的材料，具有出色的技术性能和无与伦比的实用性和安全性。


 **Fortemente resistente al calore**
Strongly heat resistant
Sehr widerstandsfähig gegen Hitze
Très résistant aux hautes températures
耐热


 **Non combustibili**
Non-combustible
Nicht brennbar
Non combustibles
不可燃


 **Resistenti al gelo**
Frost resistant
Frostbeständig
Résistant au gel
耐冻性


 **Facili da pulire**
Easy to clean
Pflegeleicht
Faciles à nettoyer
易于清洁


 **Inassorbenti**
Non-absorbent
Geringe Wasseraufnahme
Non absorbantes
不吸水

 **Superfici resistenti e compatte**
Resistant, compact surfaces
Robuste und kompakte Oberflächen
Surfaces résistantes et compactes
耐用和紧凑的表面

 **Resistente agli acidi di uso comune**
Resistant to common acids
Widerstandsfähig gegen handelsübliche Säuren
Résistant aux acides d'usage habituel
不易受污渍和酸侵蚀

 **Idonee al contatto con alimenti**
Suitable for contact with foodstuffs
Geeignet für den Kontakt mit Lebensmitteln
Aptes au contact avec les aliments
适合与食物接触

 **Stabili cromaticamente**
Colour-stable
Farbbeständig
Stables du point de vue chromatique
色度稳定性





WHY MIRAGE® BIG SLABS

Minore numero di fughe: estetica impareggiabile e maggiore pulibilità.

Greater aesthetic impact and easier to clean due to less grout joints.

Mehr Ästhetik und bessere Pflegeleichtigkeit durch weniger Fugen.

Esthétique sans compromis et meilleure nettoyabilité grâce au nombre réduit de joints.

由于填缝数量较少，美观性和清洁性更高。

Fedeltà ed affidabilità delle forniture.

Efficient and reliable supply.

Genauigkeit und Zuverlässigkeit bei den Lieferungen

Fidélité et fiabilité des fournitures.

供应产品的忠诚度和可靠性。

Continuità tra pavimento e rivestimento.

Seamless transition between floor and walls.

Kontinuität zwischen Boden- und Wandfliesen.

Continuité entre sol et revêtement mural.

地砖和墙砖之间的连续性。

Facilità nelle lavorazioni e nelle trasformazioni

Efficient and reliable supply.

Genauigkeit und Zuverlässigkeit bei den Lieferungen

Fidélité et fiabilité des fournitures.

供应产品的忠诚度和可靠性。

Ampia gamma di formati e colori.

Wide range of sizes and colours.

Große Auswahl an Größen und Farben.

Vaste gamme de formats et de couleurs.

多种尺寸和颜色。

Why Mirage® | Colour Range

**ONE OF THE MOST COMPLETE
RANGE OF LARGE SLABS ON
THE MARKET**


**MARBLE
EFFECT**

29 Colours

100% SLABS
for Design & Architecture

**STONE
EFFECT**

20 Colours



**CONCRETE
& RESIN
EFFECT**

23 Colours

**METAL
EFFECT**

8 Colours



Why Mirage® | Applications


ENDLESS DESIGN POSSIBILITIES

INFINITE POSSIBILITÀ PROGETTUALI
UNENDLICHE KREATIVE MÖGLICHKEITEN
POSSIBILITÉS CONCEPTUELLES INFINIES
无限的设计可能性

Pavimenti Floorings
Rivestimenti Coverings
Facciate Facades
Banconi Countertops
Lavabi Washbasins
Arredi Furnitures
Top bagno Vanity Top
Piatti doccia Shower trays

Residenziale Residential Areas
Commerciale Commercial Areas

Interni / Esterni Indoor / Outdoor Areas



HOME DESIGN

Grazie alla varietà di spessori, finiture ed effetti, le lastre Mirage® permettono di vestire tutti gli spazi dell'abitare residenziale rispondendo con efficacia e sicurezza a tutte le esigenze, sia progettuali che estetiche.

— Thanks to the variety of thicknesses, finishes and effects, Mirage surfaces can be used all kinds of residential settings, providing an effective, safe response to all needs in terms of planning and style.

— Dank der Vielfalt an Stärken, Oberflächenausführungen und Effekten können Fliesen und Platten von Mirage für alle Bereiche im privaten Wohnungsbau verwendet werden, sie reagieren effektiv und sicher auf alle Anforderungen in Design und Ästhetik.

— Grâce à la variété d'épaisseurs, de finitions et d'effets, les surfaces Mirage permettent de revêtir tous les espaces des habitations résidentielles en répondant avec efficacité et sécurité à toutes les exigences, aussi bien conceptuelles qu'esthétiques.

— 由于多样化的厚度、表面处理 and 效果, Mirage 瓷砖表面可装饰住宅的所有空间, 有效和安全地满足所有设计和美观需求。



Floor > Idea GC 03 SP RECT 1600x1600 | 63"x63"
Wall > Idea GC 03 SP RECT 1600x3200 | 63"x126"



Floor > Excalibur LY 03 SP RECT 1200x1200 | 48x48"
Wall > Grå RR 02 NAT RECT 1200 x 2780 | 48" x 110"
Bench > Grå RR 02 NAT



100% SLABS
for Design & Architecture



Home Design
LIVING

Floor > Master JP 03 NAT RECT 200x1200 | 8"x48" | Wall > Gioia White JW 13 LUC RECT 1200x2780 | 48"x110"

Home Design

LIVING

Floor > Vit Fine RR 11 NAT RECT 600x600 | 24"x24"
Wall > Sugar GC 07 SP RECT 1200x2780 | 48"x110"



100% SLABS
for Design & Architecture

Floor > Calacatta Gold CP 02 LUC RECT 1200x1200 | 48"x48"
Wall > Calacatta Gold CP 02 LUC RECT 1200x2780 | 48"x110"



Floor > Awake CL 03 NAT RECT 600x600 | 24"x24"
Table > Agata Black WA 10 LUC
Wall > Agata Black WA 10 LUC 1200x2780 | 48"x110"



Floor > Delight **CL 02** SP RECT 1200x1200 | 48" x 48"
Wall > Verve **CL 05** SP RECT 1200x2780 | 48" x 110"
Bench > Verve **CL 05** SP RECT



Floor > Delight **CL 02** SP RECT 1200x1200 | 48" x 48"
Wall > Onice Brown **WA 03** LUC RECT 1200x2780 |
48" x 110"

Home Design

LIVING



Wall > Grå RR 02 NAT RECT 1200 x 2780 | 48" x 110"
Shower Tray > Grå RR 02 NAT
Vanity Top > Grå RR 02 NAT



100% SLABS
for Design & Architecture

Home Design

BATHROOM



Floor > Raymi JW 16 LUC RECT 600x600 | 24" x 24"
 Wall > Statuario Venato JW 14 LUC RECT 1200x2400/48" x 96"

Home Design
BATHROOM



Floor > Classic GC 05 SP RECT 1200x1200 | 48" x 48"
 Wall > Statuario Fantastico CP 04 LUC RECT 1200x2780 | 48" x 110"
 Washbasin > Mirage Bathroom, Delight Gres CP 04 LUC + GC 05 SP DLQ50G
 Mirror > Mirage Bathroom, Bliss MR4590



Floor > Excalibur LY 03 SP RECT 1200x1200 | 48" x 48"
 Wall > Palladium LY 01 SP RECT 1200x2780 | 48" x 110"
 Washbasin > Mirage Bathroom, JOY LY 03 JY140TC + BASE JY 90B
 Mirror > Mirage Bathroom, Bliss MR14072

Floor > Master JP 03 NAT RECT 200x1200 | 8"x48"
 Washbasin > Mirage Bathmood, Freedom JW 17 LUC FR140D
 Mirror > Mirage Bathmood, Bliss MR 6090



Floor > Staturio Fantastico CP 04 LUC RECT 600x1200 | 24x48"
 Wall > Agata Black WA 10 LUC RECT 1200 x 2780 | 48" x 110"
 Washbasin > Mirage Bathmood, Delight DLQ50R
 Mirror > Mirage Bathmood, Bliss MR6090



Floor > Saint Laurent WA 07 LUC RECT 800x800 | 31½"x31½"
 Wall > Calacatta Cooper WA 03 LUC RECT 1200x2780 | 48" x 110"
 Countertop > Mirage Bathmood ES200

Home Design

BATHROOM



Floor > Camp JP 04 NAT RECT 200x1200 | 8"x48"
Wall > Moonless JW 17 LUC RECT 1200x2780 | 48"x110"
Headboard > Moonless JW 17 LUC



Home Design

BEDROOM



Floor > Verve CL 05 NAT RECT 600x600 | 24"x24"
Wall > Agata Multicolor WA 09 LUC RECT 1200x2780 |
48"x110"

Home Design

BEDROOM





Home Design

KITCHEN



Floor > Ideal GC 03 SP RECT 1200x1200 | 48" x 48"
Wall > Raimy JW 16 LUC RECT 1200x2780 | 48" x 110"
Worktop > Ideal GC 03 SP

Home Design

KITCHEN



Floor > Grå RR 02 NAT RECT 600 x 1200 | 24" x 48"
Wall > Grå RR 02 NAT RECT 1200 x 2780 | 48" x 110"
Drawers | Counter > Iron GC 20 SP





CONTRACT DESIGN

Le caratteristiche fisico-meccaniche del grés porcellanato insieme alla varietà Mirage di spessori, finiture ed estetiche permettono di unire performance, facilità di utilizzo e versatilità trasformandolo nella soluzione ideale per destinazioni contract e commerciali, sia per il rivestimento di pavimenti e rivestimenti che come finitura per mobili e arredi.

— The physical and mechanical characteristics of porcelain stoneware, together with the Mirage variety of thicknesses, finishes and styles, make it possible to combine performance, user-friendliness and versatility, offering the ideal solution for floors and walls, and as a finish for furnishings, in both residential and contract settings.

— Les caractéristiques physiques et mécaniques du grés cérame, alliées à la variété Mirage d'épaisseurs, de finitions et d'esthétiques, permettent d'unir les performances, la facilité d'utilisation et la versatilité en le transformant en la solution idéale pour des destinations contract et commerciales, aussi bien comme revêtement de sols et de murs que comme finition pour des meubles et des décorations.

— Die physikalisch-mechanischen Eigenschaften von Feinsteinzeug in Verbindung mit der Vielfalt an Stärken, Oberflächenausführungen und ästhetischen Lösungen des Mirage-Sortiments ermöglichen es, Leistung, einfache Verwendung und Vielseitigkeit zu kombinieren und machen damit dieses Sortiment zur idealen Lösung für Objekt- und Gewerbebereiche, sowohl als Wandverkleidung als auch als Bodenbelag oder als Oberfläche für Möbel und Einrichtungsgegenstände.

— 瓷质砖的物理/机械特性，与 Mirage 的多样化厚度、表面处理和美观一起，将性能、易用性和多功能性相结合，将其转化为合同和商业项目的理想解决方案，既可作地砖用于地板的铺设，也可作墙砖用于家具的装饰。

Contract Design

HOTEL & HOSPITALITY

DESK

COUNTERTOPS



Floor > White Crystal CP 05 LUC RECT 1200x1200 | 48" x 48"
Wall > Onice Brown WA 03 LUC RECT 1200x2780 | 48" x 110"
Worktop > Saint Laurent WA 07 LUC

Contract Design

HOTEL & HOSPITALITY
LOBBY



Floor > Calacatta Gold CP 02 LUC RECT 1200x1200 | 48"x48"
Wall > Labradorite WA 05 LUC RECT 1200x2780 | 48"x110"

Contract Design

HOTEL & HOSPITALITY

POOL & SPA

Floor > Classic GC 05 SP RECT 1200x1200 | 48"x48"
Wall > Absolute GC 06 SP RECT 1200x2780 | 48"x110"
> Statuario Venato JW 14 LUC RECT 1200x2780 | 48"x110"
Shelves | Washbasin > Statuario Venato JW 14 LUC Mirage Home





Floor > Absolute GC 06 ST SQ 20 mm 600x600 | 48"x48"
Wall > Agata Blue WA 08 LUC RECT 1200x2780 | 48"x110"
> Absolute GC 06 SP RECT 300x600 | 24"x48"

Contract Design

HOTEL & HOSPITALITY POOL & SPA

Contract Design

HOTEL & HOSPITALITY BATHROOM



Floor > Ember NN 02 NAT RECT 200x1200 | 8"x48" Chevron
Wall > Caviar RV 15 NAT RECT 300x600 | 12"x24"
> Nuit RV 25 NAT RECT 300x600 | 12"x24"
Washbasin & Shower Tray > Grå RR 02 NAT





Washbasins > Mirage Bathmood, Delight **DLQ50R**
 Mirror > Mirage Bathmood, Bliss **MR090**
 Wall > Rayimi **JW16** LUC RECT 1200x2780 | 48"x110"

Contract Design

HOTEL & HOSPITALITY
BATHROOM



100% SLABS
 for Design & Architecture

Washbasins > Mirage Bathmood, Wonder **JW 14** LUC **WD120C** + Oak Shelf
 Unit > Mirage Bathmood Smart **JW 14** LUC **SMR5052**
 Wall > Clear **GC 01** SP RECT 1200x2780 | 48"x110"

Contract Design

SHOP FURNITURES



Wall > Nimbus LY 02 SP RECT 1200x2780 | 48" x 110"



Floor > Land NM 05 NAT RECT 600x600 | 24" x 24"
Wall > Calacatta Reale JW 02 LUC RECT 1600x3200 | 63" x 126"



Floor > Ideal GC 03 SP RECT 1200 x 1200 | 48" x 48"
Wall > Ideal GC 03 SP RECT 1200 x 2400 | 48" x 96"
Furniture > Grå RR 02 NAT

Contract Design

SHOP FURNITURES

Wall > Grå RR 02 NAT RECT 1200x2780 | 48"x110"
Floor > Grå Fine RR 12 NAT RECT 1200x1200 | 48"x48"



Seat > Mirage Bathroom Stay LY 09 STR6090 + 5TQ40
Floor > Grå Fine RR12 NAT RECT 1200x1200 | 48" x 48"



Contract Design

SHOP FURNITURES

Floor > Sandshell LG 02 NAT RECT 1200x1200 | 48" x 48"
Bench > Gioia White JW 13 LUC



Floor > Ego Vintage BL 04 NAT NOT RECT 300X300 | 12" X 12"
Wall > Crystal LY 02 SP RECT 1200X2780 | 48" X 110"

Facade > Ideal GC 03 SP RECT 1600x3200 | 63"x126"



Contract Design

VENTILATED FACADE



Facade > Gra RR 02 NAT RECT 1200x2780 | 48"x110"
Wall > Camp JP 04 NAT RECT 2000x1200 | 8"x48"
Worktop > Extra White JW 19 SLK

PALETTE

Una proposta di grandi lastre realizzabile in tutti i colori della scala RAL® Classic. La nuova soluzione Mirage® a disposizione di designer e progettisti.

DISPONIBILE IN TUTTI I COLORI DELLA SCALA RAL® Classic.
ADATTO PER RIVESTIMENTI INTERNI ED ESTERNI.
POSA A PAVIMENTO SOLO IN AMBIENTI BAGNO RESIDENZIALI.

Formati disponibili:

1200x2780x6mm rettificato | 1600x3200x6mm rettificato

Superficie: Matt (Not R9)

— Large slabs that can be produced in all the Classic RAL® colours. The new Mirage solution is at the disposal of designers and architects.

AVAILABLE IN ALL CLASSIC RAL® COLOURS. SUITABLE FOR INDOOR AND OUTDOOR WALLS. FOR LAYING ON FLOORS IN RESIDENTIAL BATHROOMS ONLY.

Available sizes: 1200x2780x6mm rectified
1600x3200x6mm rectified

Surface: Matt (ASTM C1028 <0,60)

— Eine Idee für großformatige Platten in allen Farben der Farbskala von RAL® Classic. Die neue Mirage-Lösung steht jetzt Designern und Planern zur Verfügung.

ERHÄLTICH IN ALLEN FARBEN DER FARBSKALA RAL® CLASSIC.

FÜR VERKLEIDUNGEN IM INNEN-UND AUSSENBEREICH GEEIGNET.

VERLEGUNG ALS BODENBELAG NUR IM WOHNBEREICH IM BAD.

Verfügbare Formate:
1200x2780x6mm rektifiziert
1600x3200x6mm rektifiziert

Oberflächenausführung: Matt (NOT R9)

— Une proposition de grandes plaques réalisable dans toutes les couleurs de l'échelle RAL® Classic. La nouvelle solution Mirage à la disposition des designers et des concepteurs.

DISPONIBLE DANS TOUTES LES COULEURS DE L'ÉCHELLE RAL® CLASSIC.

ADAPTÉ AUX REVÊTEMENTS INTÉRIEURS ET EXTÉRIEURS.

POSE AU SOL UNIQUEMENT DANS UN CONTEXTE DE SALLES DE BAINS RÉSIDENIELLES.

Formats disponibles: 1200x2780x6mm rectifié
1600x3200x6mm rectifié

Surface: Mate (NOT R9)

— 建议使用RAL® Classic色卡所有颜色的大型陶瓷板材。全新Mirage解决方案为设计师和规划师提供。

备有RAL® Classic色卡的所有颜色。

适合作室内和室外墙砖。仅用于住宅浴室环境的地砖施工。

可用尺寸: 1200x2780x6mm 修边
1600x3200x6mm 修边

表面: 哑光 (NOT R9)



CARATTERISTICHE TECNICHE

TECHNICAL SPECIFICATIONS | TECHNISCHE EIGENSCHAFTEN | CARACTÉRISTIQUES TECHNIQUES | 技术特征

CARATTERISTICHE TECNICHE
TECHNICAL DATA
TECHNISCHE DATEN
CARACTÉRISTIQUES TECHNIQUES
技术特征

NORMA
STANDARD
NORM
NORME
标准





***VALORE MEDIO MIRAGE**
MIRAGE AVERAGE VALUE
MIRAGE MITTELWERT
VALEURS MOYEN MIRAGE
MIRAGE平均值

CARATTERISTICHE DIMENSIONALI
SIZE CHARACTERISTICS - MASSEIGENSCHAFTEN
DETERMINATION DES CARACTÉRISTIQUES DIMENSIONNELLES - 尺寸特征

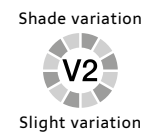
LATI SIDES - SEITEN COTES - 侧边	EN ISO 10545-2	escursione massima sul lato +/- 1mm
ASSORBIMENTO D'ACQUA WATER ABSORPTION - WASSERAUFNAHME ABSORPTION D'EAU - 吸水率	EN ISO 10545-3	valore medio <0,1%
RESISTENZA ALLA FLESSIONE FLEXION RESISTANCE - BIEGEFESTIGKEIT RESISTANCE A LA FLEXION - 抗弯强度	EN ISO 10545-4	valore medio 50 n/mm2 (campione dimensioni 300x300 mm)
COEFFICIENTE DI DILATAZIONE TERMICA LINEARE COEFFICIENT OF LINEAR THERMAL-EXPANSION - LINEARER WÄRMEAUDEHNUNGSKOEFFIZIENT COEFFICIENT DE DILATATION THERMIQUE LINEAIRE - 线性热膨胀系数	EN ISO 10545-8	6,6 C ⁻¹
RESISTENZA AGLI SBALZI TERMICI RESISTANCE TO THERMAL SHOCKS - BESTÄNDIGKEIT GEGEN TEMPERATURSCHWANKUNGEN RESISTANCE AUX CHOCS THERMIQUES - 耐热突变性	EN ISO 10545-9	RESISTENTE
RESISTENZA ALL'ATTACCO CHIMICO RESISTANCE TO CHEMICALS - CHEMIKALIENBESTÄNDIGKEIT RESISTANCE A L'ATTAQUE CHIMIQUE - 耐化学品作用	EN ISO 10545-13	A LB HC
RESISTENZA ALLE MACCHIE RESISTANCE TO STAINS - FLECKENBESTÄNDIGKEIT RESISTANCE AUX TACHES - 防污性	EN ISO 10545-14	5
RESISTENZA AL GELO FROST RESISTANCE - FROSTBESTÄNDIGKEIT RESISTANCE AU GEL - 耐冻性	EN ISO 10545-12	RESISTENTE



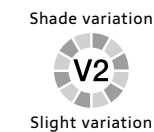
CLAY

<p>CALM CL 01</p> <p>SP R9 SKID RESISTANCE</p> 	<p>DELIGHT CL 02</p> <p>SP R9 SKID RESISTANCE</p> 	<p>AWAKE CL 03</p> <p>SP R9 SKID RESISTANCE</p> 	<p>FANCY CL 04</p> <p>SP R9 SKID RESISTANCE</p> 	<p>VERVE CL 05</p> <p>SP R9 SKID RESISTANCE</p> 	<p>SHY CL 06</p> <p>SP R9 SKID RESISTANCE</p> 
<p>6 mm</p> <p>1200x2780 1600x1600 48"x110" 63"x63" SP RECT SP RECT</p>	<p>6 mm</p> <p>1200x2780 1600x1600 48"x110" 63"x63" SP RECT SP RECT</p>	<p>6 mm</p> <p>1200x2780 1600x1600 48"x110" 63"x63" SP RECT SP RECT</p>	<p>6 mm</p> <p>1200x2780 1600x1600 48"x110" 63"x63" SP RECT SP RECT</p>	<p>6 mm</p> <p>1200x2780 48"x110" SP RECT</p>	<p>6 mm</p> <p>1200x2780 48"x110" SP RECT</p>
<p>9 mm</p> <p>1200x1200 48"x48" SP RECT</p>	<p>9 mm</p> <p>1200x1200 48"x48" SP RECT</p>	<p>9 mm</p> <p>1200x1200 48"x48" SP RECT</p>	<p>9 mm</p> <p>1200x1200 48"x48" SP RECT</p>	<p>9 mm</p> <p>1200x1200 48"x48" SP RECT</p>	<p>9 mm</p> <p>1200x1200 48"x48" SP RECT</p>

Tutte le informazioni specifiche riguardanti colori, formati e superfici sono disponibili sul catalogo di linea.
All the specific information concerning colours, sizes and surfaces is available in the collection's catalogue.



Tutte le informazioni specifiche riguardanti colori, formati e superfici sono disponibili sul catalogo di linea.
All the specific information concerning colours, sizes and surfaces is available in the collection's catalogue.



CLAY


TRUST CL 07



± 6 mm

1200x2780
48"x110"
SP RECT

KARMA CL 08



± 6 mm


1200x2780
48"x110"
SP RECT

± 9 mm

1200x1200
48"x48"
SP RECT

COSMOPOLITAN

STATUARIO EXTRA CP 01




± 6 mm

1200x2780
48"x110"
LUC RECT
SLK RECT
Bookmatch A+B LUC

± 9 mm

1200x2400 1200x1200
48"x96" 48"x48"
LUC RECT LUC RECT

CALACATTA GOLD CP 02



± 6 mm

1200x2780
48"x110"
LUC RECT
SLK RECT
PRL RECT
Bookmatch A+B LUC

± 9 mm

1200x2400 1200x1200
48"x96" 48"x48"
LUC RECT LUC RECT

ARABESCATO ORO CP 03



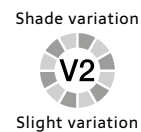
± 6 mm

1200x2780
48"x110"
LUC RECT
SLK RECT
Bookmatch A+B LUC

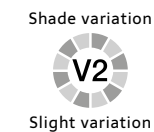
± 9 mm

1200x2400 1200x1200
48"x96" 48"x48"
LUC RECT LUC RECT

Tutte le informazioni specifiche riguardanti colori, formati e superfici sono disponibili sul catalogo di linea.
All the specific information concerning colours, sizes and surfaces is available in the collection's catalogue.



Tutte le informazioni specifiche riguardanti colori, formati e superfici sono disponibili sul catalogo di linea.
All the specific information concerning colours, sizes and surfaces is available in the collection's catalogue.




COSMOPOLITAN

STATUARIO FANTASTICO CP 04

WHITE CRYSTAL CP 05

MYSTIC GREY CP 06

AMAZZONITE CP 07



6 mm

1200x2780
48"x110"
LUC RECT

6 mm

1200x2780
48"x110"
LUC RECT

6 mm

1200x2780
48"x110"
LUC RECT
PRL RECT

6 mm

1200x2780
48"x110"
LUC RECT

9 mm

1200x2400 1200x1200
48"x96" 48"x48"
LUC RECT LUC RECT

9 mm

1200x2400 1200x1200
48"x96" 48"x48"
LUC RECT LUC RECT

9 mm

1200x2400 1200x1200
48"x96" 48"x48"
LUC RECT LUC RECT

9 mm

1200x1200
48"x48"
LUC RECT

Shade variation



Slight variation

Tutte le informazioni specifiche riguardanti colori, formati e superfici sono disponibili sul catalogo di linea.
All the specific information concerning colours, sizes and surfaces is available in the collection's catalogue.

Shade variation



Slight variation

Tutte le informazioni specifiche riguardanti colori, formati e superfici sono disponibili sul catalogo di linea.
All the specific information concerning colours, sizes and surfaces is available in the collection's catalogue.

COSMOPOLITAN

KIT SPECIALI PER POSA MACCHIA APERTA

CP 01, 02 e 03 sono disponibili anche in speciali kit che permettono di realizzare la posa “BOOK MATCHING” o “DIAMOND MATCHING”. Le composizioni possono essere abbinate al fondo, di cui mantengono formato e calibro. Per un risultato ancora più ricercato e prezioso.

__CP 01, 02 and 03 are also available in special kits that can be used for the “Book Matching” or “Diamond Matching” laying schemes. The compositions can be combined with the base tiles, which have the same size and worksite, for an even more beautiful, sophisticated effect.

6 mm



1200x2780x6
48"x110"



CP 01
STATUARIO
EXTRA



CP 02
CALACATTA
GOLD



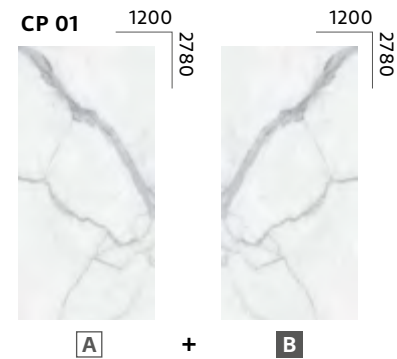
CP 03
ARABESCATO
ORO

__ CP 01, 02 und 03 sind auch in speziellen Sets erhältlich, die die Verlegung “Book Matching” oder “Diamond Matching” ermöglichen. Die Kompositionen können mit dem Untergrund kombiniert werden, dessen Format und Ausmaß beibehalten wird. Für ein noch erleseneres und wertvolleres Ergebnis.


__ CP 01, 02 et 03 existent aussi en kits spéciaux qui permettent de réaliser la pose « Book Matching » ou « Diamond Matching ».
Les compositions peuvent être associées au fond, dont elles gardent le format et le calibre. Pour un résultat encore plus raffiné et plus précieux.

__ CP 01, 02 und 03 还备有 特殊套件，可以实现“书页式对拼”或“钻石对拼”铺设。组合可以与底砖匹配，保持其尺寸和口径，旨在追求更加考究和精美的效果。

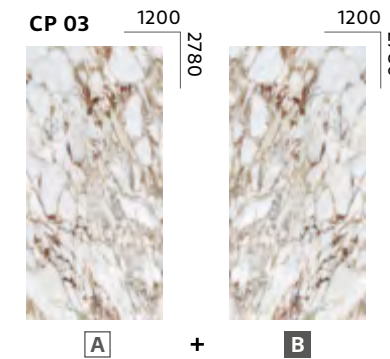
ALCUNI ESEMPI DI COMPOSIZIONE | LAYING PATTERN PROPOSALS:



ALCUNI ESEMPI DI COMPOSIZIONE | LAYING PATTERN PROPOSALS:



ALCUNI ESEMPI DI COMPOSIZIONE | LAYING PATTERN PROPOSALS:



Il processo produttivo non garantisce la continuità nel disegno della venatura tra i vari pezzi spediti. Eventuali disallineamenti tra le venature in continuità sono da considerarsi caratteristica intrinseca del prodotto. L'immagine rappresentata serve a dare un'idea indicativa del prodotto, toni e venature possono essere quindi suscettibili di variazioni.

The production process does not guarantee continuity in the design of the veining among the various pieces provided. Any misalignment between the continuous veining is to be considered an intrinsic characteristic of the product. The image shown is merely indicative; the shades and veinings of the product may be subject to variations.

Der Herstellungsprozess garantiert dabei nicht für die Kontinuität in der Gestaltung der Maserung der verschiedenen zugesandten Platten. Eventuelle Fehlausrichtungen zwischen der Maserung in der Kontinuität sind als wesenseigene Eigenschaft des Produkts zu betrachten. Das dargestellte Bild gibt eine Vorstellung von dem Produkt, den Farbtönen und Maserungen, wobei es jedoch zu Abweichungen kommen kann.

Le procédé de production ne garantit pas la continuité du dessin de la veine pour les différentes pièces expédiées. Les éventuelles asymétries entre les veinures en continu sont à considérer comme une caractéristique intrinsèque du produit. L'image, reportée à titre indicatif, donne une idée du produit, les tons et veinures sont donc susceptibles de varier.


但是，生产过程不保证不同砖件之间的纹理图案的连续性。如果连续性纹理之间有任何不对齐的情况，应被视为产品的固有特性。展示的产品图像仅供参考，色调和纹理可能有所变化。

GLO
CAL


CLEAR GC 01



PERFECT GC 02



IDEAL GC 03



TYPE GC 04



CLASSIC GC 05



ABSOLUTE GC 06



6 mm

1600x3200 63"x126"	1200x2780 48"x110"	1600x1600 63"x63"
SP RECT	SP RECT	SP RECT

1200x1200
48"x48"

NAT RECT

12 mm

1620x3240
63^{3/4}"x127^{1/2}"
SLK NOT RECT (NOT R9)

9 mm

1200x2400 48"x96"	1200x1200 48"x48"
SP RECT	SP RECT

6 mm

1600x3200 63"x126"	1200x2780 48"x110"	1600x1600 63"x63"
SP RECT	SP RECT	SP RECT

1200x1200
48"x48"

NAT RECT

9 mm

1200x2400 48"x96"	1200x1200 48"x48"
SP RECT	SP RECT

6 mm

1600x3200 63"x126"	1200x2780 48"x110"	1600x1600 63"x63"
SP RECT	SP RECT	SP RECT

1200x1200
48"x48"

NAT RECT

12 mm

1620x3240
63^{3/4}"x127^{1/2}"
SLK NOT RECT (NOT R9)

9 mm

1200x2400 48"x96"	1200x1200 48"x48"
SP RECT	SP RECT

9 mm

1200x2400 48"x96"	1200x1200 48"x48"
SP RECT	SP RECT

9 mm

1200x2400 48"x96"	1200x1200 48"x48"
SP RECT	SP RECT

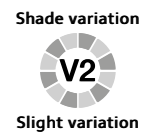
6 mm

1200x2780 48"x110"	1200x1200 48"x48"
SP RECT	NAT RECT

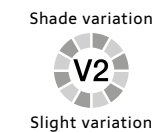
9 mm


1200x2400 48"x96"	1200x1200 48"x48"
SP RECT	SP RECT

Tutte le informazioni specifiche riguardanti colori, formati e superfici sono disponibili sul catalogo di linea.
All the specific information concerning colours, sizes and surfaces is available in the collection's catalogue.



Tutte le informazioni specifiche riguardanti colori, formati e superfici sono disponibili sul catalogo di linea.
All the specific information concerning colours, sizes and surfaces is available in the collection's catalogue.





6 mm

1600x3200 63"x126" SP RECT	1200x2780 48"x110" SP RECT	1600x1600 63"x63" SP RECT	1600x3200 63"x126" SP RECT	1200x2780 48"x110" SP RECT	1600x1600 63"x63" SP RECT
----------------------------------	----------------------------------	---------------------------------	----------------------------------	----------------------------------	---------------------------------

1200x1200
48"x48"
NAT RECT

12 mm

1620x3240
63^{3/4}"x127^{1/2}"
SLK NOT RECT (NOT R9)

9 mm


1200x2400 48"x96" SP RECT	1200x1200 48"x48" SP RECT
---------------------------------	---------------------------------

6 mm

1600x3200 63"x126" SP RECT	1200x2780 48"x110" SP RECT	1600x1600 63"x63" SP RECT
----------------------------------	----------------------------------	---------------------------------


9 mm

1200x2400 48"x96" SP RECT	1200x1200 48"x48" SP RECT
---------------------------------	---------------------------------



9 mm

1200x1200
48"x48"
SP RECT



6 mm

1600x3200 63"x126" SP RECT	1200x2780 48"x110" SP RECT	1600x1600 63"x63" SP RECT
----------------------------------	----------------------------------	---------------------------------

1200x1200
48"x48"
NAT RECT

12 mm

1620x3240
63^{3/4}"x127^{1/2}"
SLK NOT RECT (NOT R9)

9 mm

1200x2400 48"x96" SP RECT	1200x1200 48"x48" SP RECT
---------------------------------	---------------------------------

6 mm

1600x3200 63"x126" SP RECT	1200x2780 48"x110" SP RECT	1600x1600 63"x63" SP RECT
----------------------------------	----------------------------------	---------------------------------

12 mm

1620x3240
63^{3/4}"x127^{1/2}"
SLK NOT RECT (NOT R9)

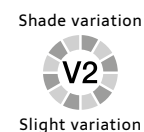
6 mm

1600x3200 63"x126" SP RECT	1200x2780 48"x110" SP RECT	1600x1600 63"x63" SP RECT
----------------------------------	----------------------------------	---------------------------------

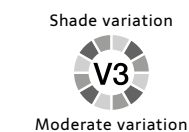
12 mm

1620x3240
63^{3/4}"x127^{1/2}"
SLK NOT RECT (NOT R9)

Tutte le informazioni specifiche riguardanti colori, formati e superfici sono disponibili sul catalogo di linea.
All the specific information concerning colours, sizes and surfaces is available in the collection's catalogue.



Tutte le informazioni specifiche riguardanti colori, formati e superfici sono disponibili sul catalogo di linea.
All the specific information concerning colours, sizes and surfaces is available in the collection's catalogue.





BIANCO STATUARIO JW 01




± 6 mm

1200x2780
48"x110"
LUC RECT

± 9 mm

1200x2400 1200x1200
48"x96" 48"x48"
LUC RECT LUC RECT

CALACATTA REALE JW 02



± 6 mm

1600x3200 1200x2780 1600x1600
63"x126" 48"x110" 63"x63"
LUC RECT LUC RECT LUC RECT
Bookmatch Bookmatch
A+B A+B

± 9 mm

1200x2400 1200x1200
48"x96" 48"x48"
LUC RECT LUC RECT
Bookmatch
A+B

ROYAL JW 03



± 6 mm

1600x3200 1200x2780 1600x1600
63"x126" 48"x110" 63"x63"
LUC RECT LUC RECT LUC RECT

± 12 mm

1620x3240
63^{3/4}"x127^{1/2}"
SLK NOT RECT (NOT R9)

± 9 mm

1200x2400 1200x1200
48"x96" 48"x48"
LUC RECT LUC RECT
NAT RECT


EMPERADOR SELECTED JW 05



± 6 mm

1200x2780
48"x110"
LUC RECT


BLACK GOLD JW 11



± 6 mm

1200x2780
48"x110"
LUC RECT

STATUARIO LUNENSIS JW 12



± 6 mm

1600x3200 1200x2780 1600x1600
63"x126" 48"x110" 63"x63"
LUC RECT LUC RECT LUC RECT
Bookmatch Bookmatch
A+B A+B

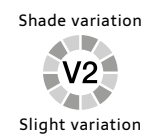
± 12 mm

1620x3240
63^{3/4}"x127^{1/2}"
SLK NOT RECT (NOT R9)
Bookmatch A+B

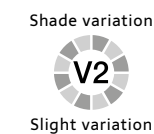
± 9 mm

1200x2400 1200x1200
48"x96" 48"x48"
LUC RECT LUC RECT
Bookmatch A+B NAT RECT

Tutte le informazioni specifiche riguardanti colori, formati e superfici sono disponibili sul catalogo di linea.
All the specific information concerning colours, sizes and surfaces is available in the collection's catalogue.




Tutte le informazioni specifiche riguardanti colori, formati e superfici sono disponibili sul catalogo di linea.
All the specific information concerning colours, sizes and surfaces is available in the collection's catalogue.





GIOIA WHITE JW 13



± 6 mm

1600x3200 63"x126"	1200x2780 48"x110"	1600x1600 63"x63"
LUC RECT	LUC RECT SLK RECT	LUC RECT


± 12 mm

1620x3240
63³/₄"x127¹/₂"
SLK NOT RECT (NOT R9)
LUC NOT RECT (NOT R9)

± 9 mm

1200x2400 48"x96"	1200x1200 48"x48"
LUC RECT	LUC RECT NAT RECT

STATUARIO VENATO JW 14



± 6 mm

1600x3200 63"x126"	1200x2780 48"x110"	1600x1600 63"x63"
LUC RECT Bookmatch A+B	LUC RECT SLK RECT PRL RECT Bookmatch A+B	LUC RECT


± 12 mm

1620x3240
63³/₄"x127¹/₂"
SLK NOT RECT (NOT R9)
LUC NOT RECT (NOT R9)
Bookmatch A+B

± 9 mm

1200x2400 48"x96"	1200x1200 48"x48"
LUC RECT Bookmatch A+B	LUC RECT

ONYKS JW 15




± 6 mm

1600x3200 63"x126"	1200x2780 48"x110"	1600x1600 63"x63"
LUC RECT	LUC RECT	LUC RECT

± 9 mm

1200x2400 48"x96"	1200x1200 48"x48"
LUC RECT	LUC RECT

RAYMI JW 16



± 6 mm

1600x3200 63"x126"	1200x2780 48"x110"	1600x1600 63"x63"
LUC RECT	LUC RECT SLK RECT PRL RECT	LUC RECT

± 9 mm

1200x2400 48"x96"	1200x1200 48"x48"
LUC RECT	LUC RECT NAT RECT

MOONLESS JW 17



± 6 mm

1600x3200 63"x126"	1200x2780 48"x110"	1600x1600 63"x63"
LUC RECT	LUC RECT SLK RECT	LUC RECT


± 12 mm

1620x3240
63³/₄"x127¹/₂"
SLK NOT RECT (NOT R9)

± 9 mm

1200x2400 48"x96"	1200x1200 48"x48"
LUC RECT	LUC RECT

EXTRA WHITE JW 19



± 6 mm

1600x3200 63"x126"	1200x2780 48"x110"	1600x1600 63"x63"
LUC RECT	LUC RECT	LUC RECT

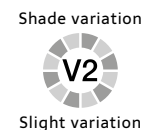
± 12 mm

1620x3240
63³/₄"x127¹/₂"
SLK NOT RECT (NOT R9)

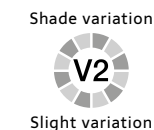
± 9 mm

1200x2400 48"x96"	1200x1200 48"x48"
LUC RECT	LUC RECT NAT RECT

Tutte le informazioni specifiche riguardanti colori, formati e superfici sono disponibili sul catalogo di linea.
All the specific information concerning colours, sizes and surfaces is available in the collection's catalogue.



Tutte le informazioni specifiche riguardanti colori, formati e superfici sono disponibili sul catalogo di linea.
All the specific information concerning colours, sizes and surfaces is available in the collection's catalogue.



KIT SPECIALI PER POSA MACCHIA APERTA

JW 02, 12 e 14 sono disponibili anche in speciali kit che permettono di realizzare la posa “BOOK MATCHING” o “DIAMOND MATCHING”.

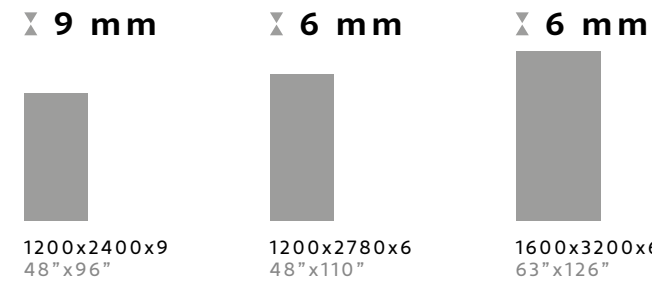
Le composizioni possono essere abbinare al fondo, di cui mantengono formato e calibro. Per un risultato ancora più ricercato e prezioso.

__ JW 02, 12 and 14 are also available in special kits that can be used for the “Book Matching” or “Diamond Matching” laying schemes. The compositions can be combined with the base tiles, which have the same size and worksize, for an even more beautiful, sophisticated effect.


__ JW 02, 12 et 14 existent aussi en kits spéciaux qui permettent de réaliser la pose « Book Matching » ou « Diamond Matching ». Les compositions peuvent être associées au fond, dont elles gardent le format et le calibre. Pour un résultat encore plus raffiné et plus précieux.

__ JW 02, 12 und 14 sind auch in speziellen Sets erhältlich, die die Verlegung “Book Matching” oder “Diamond Matching” ermöglichen. Die Kompositionen können mit dem Untergrund kombiniert werden, dessen Format und Ausmaß beibehalten wird. Für ein noch erleseneres und wertvolleres Ergebnis.

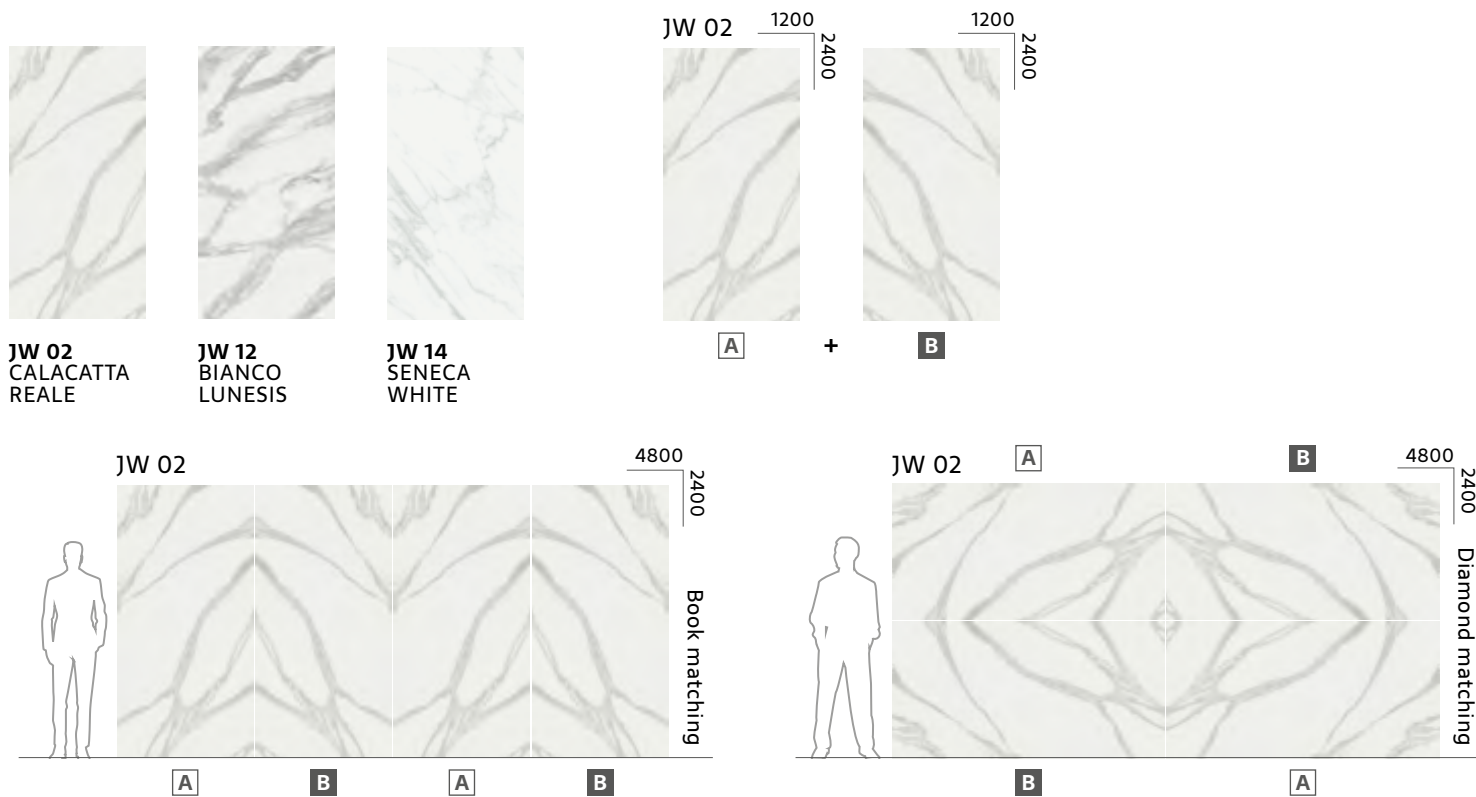
JW 02、12和14还备有特殊套件，可以实现“书页式对拼”或“钻石对拼”铺设。组合可以与底砖匹配，保持其尺寸和口径，旨在追求更加考究和精美的效果。



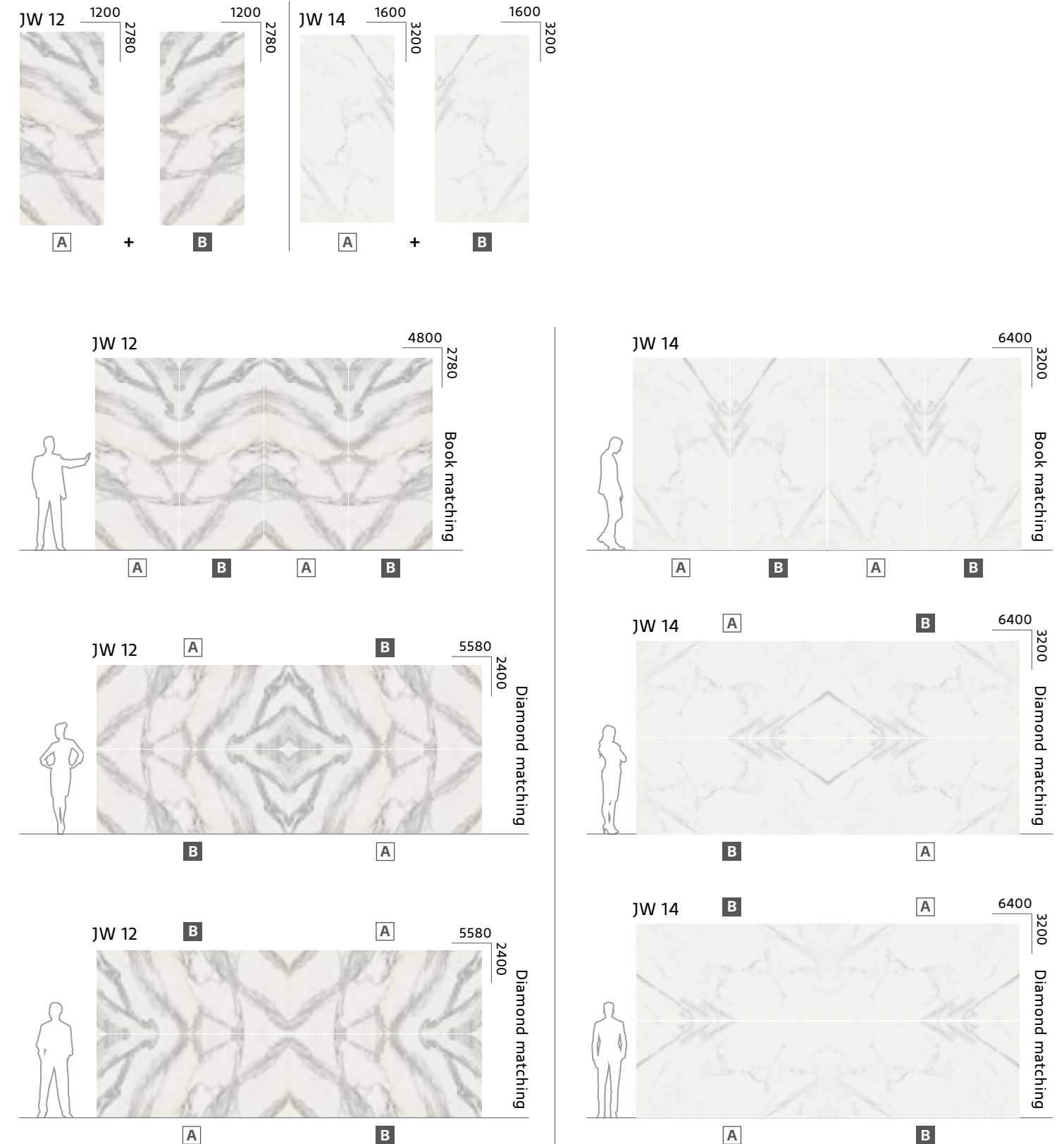
COLORI | COLOURS



ALCUNI ESEMPI DI COMPOSIZIONE | LAYING PATTERN PROPOSALS:



ALCUNI ESEMPI DI COMPOSIZIONE | LAYING PATTERN PROPOSALS:



Il processo produttivo non garantisce la continuità nel disegno della venatura tra i vari pezzi spediti. Eventuali disallineamenti tra le venature in continuità sono da considerarsi caratteristica intrinseca del prodotto. L'immagine rappresentata serve a dare un'idea indicativa del prodotto, toni e venature possono essere quindi suscettibili di variazioni.

The production process does not guarantee continuity in the design of the veining among the various pieces provided. Any misalignment between the continuous veining is to be considered an intrinsic characteristic of the product. The image shown is merely indicative; the shades and veinings of the product may be subject to variations.


Der Herstellungsprozess garantiert dabei nicht für die Kontinuität in der Gestaltung der Maserung der verschiedenen zugesandten Platten. Eventuelle Fehlausrichtungen zwischen der Maserung in der Kontinuität sind als wesenseigene Eigenschaft des Produkts zu betrachten. Das dargestellte Bild gibt eine Vorstellung von dem Produkt, den Farbtönen und Maserungen, wobei es jedoch zu Abweichungen kommen kann.

Le procédé de production ne garantit pas la continuité du dessin de la veine pour les différentes pièces expédiées. Les éventuelles asymétries entre les veinures en continu sont à considérer comme une caractéristique intrinsèque du produit. L'image, reportée à titre indicatif, donne une idée du produit, les tons et veinures sont donc susceptibles de varier.

但是，生产过程不保证不同砖件之间的纹理图案的连续性。如果连续性纹理之间有任何不对齐的情况，应被视为产品的固有特性。展示的产品图像仅供参考，色调和纹理可能有所变化。




PALLADIUM LY 01



6 mm

1200x2780
48"x110"
SP RECT


NIMBUS LY 02



6 mm

1200x2780
48"x110"
SP RECT


EXCALIBUR LY 03



6 mm

1200x2780
48"x110"
SP RECT

KING LY 09



6 mm

1200x2780
48"x110"
SP RECT


VENOM LY 04



6 mm

1200x2780
48"x110"
SP RECT

AFTERGLOW LY 05



6 mm

1200x2780
48"x110"
SP RECT

9 mm

1200x1200
48"x48"
SP RECT

9 mm

1200x1200
48"x48"
SP RECT

9 mm

1200x1200
48"x48"
SP RECT

9 mm

1200x1200
48"x48"
SP RECT

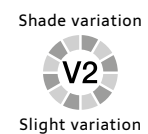
9 mm

1200x1200
48"x48"
SP RECT

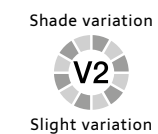
9 mm

1200x1200
48"x48"
SP RECT

Tutte le informazioni specifiche riguardanti colori, formati e superfici sono disponibili sul catalogo di linea.
All the specific information concerning colours, sizes and surfaces is available in the collection's catalogue.



Tutte le informazioni specifiche riguardanti colori, formati e superfici sono disponibili sul catalogo di linea.
All the specific information concerning colours, sizes and surfaces is available in the collection's catalogue.




LEMMY



VIRIDIUM LY 06



INDIO LY 07



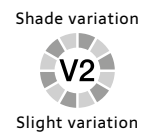
± 6 mm

1200x2780
48" x 110"
SP RECT

± 6 mm

1200x2780
48" x 110"
SP RECT

Tutte le informazioni specifiche riguardanti colori, formati e superfici sono disponibili sul catalogo di linea.
All the specific information concerning colours, sizes and surfaces is available in the collection's catalogue.



BOURGOGNE NE 12



GRIS BELGE NE 31



± 9 mm

1200x1200
48" x 48"
NAT RECT

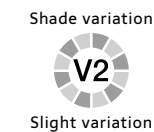
± 12 mm

1620x3240
63 3/4" x 127 1/2"
NAT NOT RECT (NOT R9)

± 9 mm

1200x1200
48" x 48"
NAT RECT

Tutte le informazioni specifiche riguardanti colori, formati e superfici sono disponibili sul catalogo di linea.
All the specific information concerning colours, sizes and surfaces is available in the collection's catalogue.



norr 2.0



VIT RR 01



GRA RR 02



SVART RR 03



MELK RR 04



FARGE RR 05



± 6 mm

1600x3200 1200x2780 1600x1600
63" x 126" 48" x 110" 63" x 63"
NAT RECT NAT RECT NAT RECT

± 12 mm

1620x3240
63 3/4" x 127 1/2"
SP NOT RECT (NOT R9)

± 6 mm

1200x2780
48" x 110"
NAT RECT

± 9 mm

1200x1200
48" x 48"
NAT RECT

± 9 mm

1200x1200
48" x 48"
NAT RECT

± 9 mm

1200x1200
48" x 48"
NAT RECT

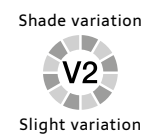
± 9 mm

1200x1200
48" x 48"
NAT RECT

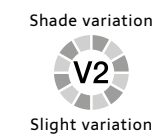
± 9 mm

1200x1200
48" x 48"
NAT RECT

Tutte le informazioni specifiche riguardanti colori, formati e superfici sono disponibili sul catalogo di linea.
All the specific information concerning colours, sizes and surfaces is available in the collection's catalogue.



Tutte le informazioni specifiche riguardanti colori, formati e superfici sono disponibili sul catalogo di linea.
All the specific information concerning colours, sizes and surfaces is available in the collection's catalogue.





VIT FINE RR 11



GRA FINE RR 12



SVART FINE RR 13



MELK FINE RR 14



FARGE FINE RR 15



± 6 mm

1200x2780
48" x 110"
NAT RECT

± 6 mm

1200x2780
48" x 110"
NAT RECT

± 9 mm

1200x1200
48" x 48"
NAT RECT

± 9 mm

1200x1200
48" x 48"
NAT RECT

± 9 mm

1200x1200
48" x 48"
NAT RECT

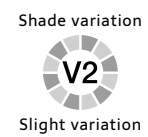
± 9 mm

1200x1200
48" x 48"
NAT RECT

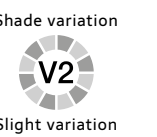
± 9 mm

1200x1200
48" x 48"
NAT RECT

Tutte le informazioni specifiche riguardanti colori, formati e superfici sono disponibili sul catalogo di linea.
All the specific information concerning colours, sizes and surfaces is available in the collection's catalogue.



Tutte le informazioni specifiche riguardanti colori, formati e superfici sono disponibili sul catalogo di linea.
All the specific information concerning colours, sizes and surfaces is available in the collection's catalogue.



WANDERLUST

CALACATTA COPPER WA 01



± 6 mm

1200x2780
48"x110"
LUC RECT
PRL RECT

LIBECCIO ANTICO WA 02



± 6 mm

1200x2780
48"x110"
LUC RECT

ONICE BROWN WA 03



± 6 mm

1200x2780
48"x110"
LUC RECT

AZUL PURO WA 04



± 6 mm

1200x2780
48"x110"
LUC RECT


LABRADORITE WA 05



± 6 mm

1200x2780
48"x110"
LUC RECT

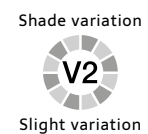
DARK COSMO WA 06



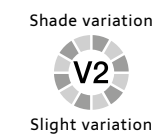
± 6 mm

1200x2780
48"x110"
LUC RECT

Tutte le informazioni specifiche riguardanti colori, formati e superfici sono disponibili sul catalogo di linea.
All the specific information concerning colours, sizes and surfaces is available in the collection's catalogue.




Tutte le informazioni specifiche riguardanti colori, formati e superfici sono disponibili sul catalogo di linea.
All the specific information concerning colours, sizes and surfaces is available in the collection's catalogue.



WANDERLUST

SAINT LAURENT WA 07



± 6 mm

1200x2780
48"x110"
LUC RECT

AGATA BLUE WA 08



± 6 mm

1200x2780
48"x110"
LUC RECT

AGATA MULTICOLOR WA 09



± 6 mm

1200x2780
48"x110"
LUC RECT

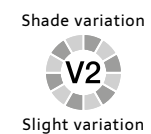
AGATA BLACK WA 10



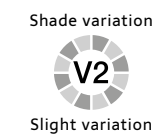
± 6 mm

1200x2780
48"x110"
LUC RECT




Tutte le informazioni specifiche riguardanti colori, formati e superfici sono disponibili sul catalogo di linea.
All the specific information concerning colours, sizes and surfaces is available in the collection's catalogue.





Tutte le informazioni specifiche riguardanti colori, formati e superfici sono disponibili sul catalogo di linea.
All the specific information concerning colours, sizes and surfaces is available in the collection's catalogue.

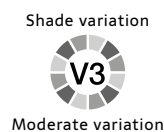


LAGOON




<p>MOONBEAM LG 01</p> <p>NAT R10 SKID Resistance</p>	<p>SANDSHELL LG 02</p> <p>NAT R10 SKID Resistance</p>	<p>ATMOSPHERE LG 03</p> <p>NAT R10 SKID Resistance</p>
		
<p>9 mm</p> <p>1200x1200 48"x48" NAT RECT</p>	<p>9 mm</p> <p>1200x1200 48"x48" NAT RECT</p>	<p>9 mm</p> <p>1200x1200 48"x48" NAT RECT</p>





<p>SHARKSKIN LG 04</p> <p>NAT R10 SKID Resistance</p>	<p>CLOUDBURST LG 05</p> <p>NAT R10 SKID Resistance</p>
	
<p>9 mm</p> <p>1200x1200 48"x48" NAT RECT</p>	<p>9 mm</p> <p>1200x1200 48"x48" NAT RECT</p>

Tutte le informazioni specifiche riguardanti colori, formati e superfici sono disponibili sul catalogo di linea.
All the specific information concerning colours, sizes and surfaces is available in the collection's catalogue.

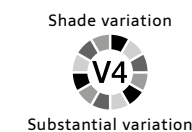


TriBeCa

<p>WATTS TB 01</p> <p>NAT R9 SKID Resistance</p>	<p>HARRISON TB 02</p> <p>NAT R9 SKID Resistance</p>	<p>HUDSON TB 03</p> <p>NAT R9 SKID Resistance</p>
		
<p>9 mm</p> <p>1200x1200 48"x48" NAT RECT</p>	<p>9 mm</p> <p>1200x1200 48"x48" NAT RECT</p>	<p>9 mm</p> <p>1200x1200 48"x48" NAT RECT</p>

		
<p>SQUARE MP 01</p> <p>NAT R9 SKID Resistance</p>	<p>WAY MP 02</p> <p>NAT R9 SKID Resistance</p>	<p>BLOCK MP 03</p> <p>NAT R9 SKID Resistance</p>
		
<p>9 mm</p> <p>1200x1200 48"x48" NAT RECT</p>	<p>9 mm</p> <p>1200x1200 48"x48" NAT RECT</p>	<p>9 mm</p> <p>1200x1200 48"x48" NAT RECT</p>

Tutte le informazioni specifiche riguardanti colori, formati e superfici sono disponibili sul catalogo di linea.
All the specific information concerning colours, sizes and surfaces is available in the collection's catalogue.



ACCORGIMENTI GENERALI PER LA MOVIMENTAZIONE, TAGLIO E POSA

GENERAL INDICATIONS FOR HANDLING, CUTTING AND LAYING | ALLGEMEINE HINWEISE ZU HANDHABUNG UND TRANSPORT
 CONSIGNES GÉNÉRALES POUR LA MANUTENTION, LA COUPE ET LA POSE | 搬运、切割和施工的一般措施。

MOVIMENTAZIONE

HANDLING | HANDHABUNG UND TRANSPORT | MANUTENTION | 搬运



Ove possibile si consiglia l'utilizzo di elevatori meccanici per la consegna al piano delle lastre.

__ Where possible, mechanical lifting systems should be used for delivering slabs above the ground floor.

__ Wann immer möglich, empfehlen wir die Verwendung von mechanischen Hebezeugen für das Anheben und die Beförderung der Platten auf die jeweilige Etage.

__ Lorsque cela est possible, il est conseillé d'utiliser des monte-charges mécaniques pour la livraison du carrelage à l'étage.

__ 在可能的情况下，建议使用机械升降机来将板材送到待施工的楼层。



La movimentazione al piano può essere gestita con l'aiuto di un telaio provvisto di ventose per conferire una maggiore stabilità alla lastra.

__ Handling the slabs on the floor can be managed with the aid of a frame fitted with suction cups to make the slabs more stable.

__ Das Anheben und die Beförderung auf die Etage kann mit Hilfe eines Rahmens mit Saugnäpfen erfolgen, um so den Platten mehr Stabilität zu verleihen.

__ La manutention à l'étage peut s'effectuer avec un châssis équipé de ventouses pour assurer une plus grande stabilité de la plaque.

__ 可以利用配备吸盘的机架来控制楼层上的搬运，使板材具有更大的稳定性。



Eventualmente si possono utilizzare apposite ventose idonee per la movimentazione manuale.

__ The appropriate suction cups may be used for manual handling.


__ Unter Umständen können auch geeignete Saugheber für die manuelle Handhabung verwendet werden.

__ Si nécessaire, il est possible d'utiliser des ventouses spécialement conçues pour la manutention manuelle.

__ 如有必要，可以使用专用吸盘进行手动搬运。

TAGLIO

CUTTING | ZUSCHNITT | COUPE | 切割



Si raccomanda di effettuare le operazioni di taglio sopra ad un piano perfettamente stabile e planare.

__ Cutting operations should be carried out on a perfectly stable, flat surface.

__ Es wird empfohlen, den Zuschnitt auf einer vollkommen ebenen und stabilen Oberfläche vorzunehmen.

__ Il est recommandé d'effectuer les opérations de découpe sur un plan de travail parfaitement stable et plat.

__ 建议在完全稳定和平坦的平面上进行切割操作。



Si consiglia l'utilizzo di una guida di taglio provvista di utensile con la punta diamantata.

__ A cutting guide fitted with a diamond tip tool is recommended.

__ Es wird die Verwendung einer Schneidföhrung mit einem Werkzeug mit Diamantspitze empfohlen.

__ Il est conseillé d'utiliser un guide coupe équipé d'un outil à pointe diamantée.

__ 建议使用配备金刚钻头的工具的切割导轨。



Per ottenere il taglio, evitando la rottura del materiale, si consiglia l'utilizzo di apposite pinze troncatrici.

__ To cut the slab without breaking the material, the appropriate shears should be used.

__ Für den Zuschnitt wird die Verwendung einer speziellen Schneidzange empfohlen, um den Bruch des Materials zu verhindern.

__ Pour effectuer la coupe sans briser le matériel, utiliser des cisailles adaptées.

__ 为了避免材料在切割时破裂，建议使用专用的切断钳。



Per facilitare la movimentazione di lastre con superfici strutturate si consiglia l'utilizzo di ventose idonee.

__ To facilitate handling of slabs with textured surfaces, the appropriate suction cups should be used.

__ Um die Handhabung von Platten mit strukturierten Oberflächen zu erleichtern, wird die Verwendung von geeigneten Saughebern empfohlen.

__ Afin de faciliter la manutention des plaques à surface structurée il est conseillé d'utiliser des ventouses adaptées.

__ 为了便于搬运具有结构化表面的板材，建议使用合适的吸盘。



Per spostamenti in ampie superfici è anche possibile utilizzare un carrello per il trasporto delle lastre.

__ For moving the slabs over large surfaces, a forklift can be used.

__ Bei großen Flächen kann auch ein Wagen für den Plattentransport verwendet werden.

__ Pour les déplacements sur grandes surfaces, il est également possible d'utiliser un chariot pour le transport des plaques.

__ 为了在大面积上移动，也可以使用手推车来运输板材。



E' consigliato anche il taglio delle lastre tramite sega a secco oppure ad acqua con disco diamantato.

__ The slabs can also be cut with a dry saw or wet saw with a diamond wheel cutter.

__ Auch der Zuschnitt der Platten mit einer Säge mit Nass- oder Trockenlauf oder einer Diamantsäge wird empfohlen

__ Il est également recommandé de découper les plaques avec une scie de coupe à sec ou à eau avec disque diamanté.

__ 此外还建议使用干锯切割，或使用金刚圆盘进行水切割。



Per tagli a L o interni alla lastra si raccomanda la realizzazione di fori in corrispondenza dei vertici per evitare che la superficie si danneggi con la lama del flessibile.

__ For L-shaped cuts or cuts inside the slab, holes should be bored at the vertices to prevent the blade of the cutting disk damaging the surface.

__ Für L-förmige Zuschnitte der Platte wird empfohlen, zunächst Löcher an den Eckpunkten anzubringen, um zu verhindern, dass die Oberfläche durch die Klinge des Trennschleifers beschädigt wird.

__ Pour des coupes à angle droit ou internes, il est recommandé de percer des trous au droit de la plaque pour éviter d'endommager sa surface avec la lame de l'instrument.

__ 至于L形切割或在板材内部的切割，建议在各顶点处钻孔，以防止表面被柔性刀片损坏。



Per realizzare fori circolari sulle lastre si raccomanda di utilizzare una fresa diamantata con il diametro desiderato e di bagnare costantemente al superficie.

__ To bore cylindrical holes on the slabs, a diamond cutting tool of the desired diameter should be used, and the surface should be kept wet constantly.

__ Um zylindrische Bohrungen an der Platte anzubringen, wird die Verwendung einer Diamantfräse mit dem gewünschten Durchmesser empfohlen, dabei sollte die Oberfläche konstant mit Wasser benetzt werden.

__ Pour percer des trous circulaires sur les plaques, utiliser une fraise diamantée au diamètre voulu et en humidifier constamment la surface.

__ 要在板材上钻圆孔，建议使用所需直径的金刚铣刀并不断润湿表面。

ACCORGIMENTI GENERALI PER LA MOVIMENTAZIONE, TAGLIO E POSA

GENERAL INDICATIONS FOR HANDLING, CUTTING AND LAYING | ALLGEMEINE HINWEISE ZU HANDHABUNG UND TRANSPORT
CONSIGNES GÉNÉRALES POUR LA MANUTENTION, LA COUPE ET LA POSE | 搬运、切割和施工的一般措施。

POSA

LAYING | VERLEGUNG | POSE | 铺设



E' fondamentale verificare la planarità, la differenza massima consentita è di 1 mm ogni 2 metri.

__ It is essential to check warpage; the maximum tolerance permitted is 1 mm every 2 metres.

__ Es ist von grundlegender Wichtigkeit, die Planheit sicherzustellen, die Toleranzgrenze für den Höhenunterschied beträgt 1 mm alle 2 Meter.

__ Il est essentiel de vérifier la planéité, la différence de niveau maximale consentie étant de 1 mm tous les 2 mètres.

__ 必须检查平整度，每2米允许的最大高度差异为1毫米。



Si raccomanda l'applicazione della colla con doppia spalmatura. La prima, sulla lastra da posare, deve essere parallela al lato corto. Mentre la seconda, nella stessa direzione, deve essere applicata al massetto.

__ A double layer of glue is recommended. The first, on the slab to be laid, must be parallel to the short side, while the second must be applied to the base, and spread in the same direction.

__ Die Anwendung von Kleber mit doppelter Kleberschicht wird empfohlen. Die erste Klebeschicht wird auf der zu verlegenden Platte aufgetragen und muss parallel zur kurzen Seite aufgebracht werden. Die zweite Klebeschicht, in derselben Richtung, muss auf den Estrich aufgetragen werden.

__ Il est recommandé d'appliquer de la colle à double encollage. Le premier, sur le carreau à poser, doit être parallèle au côté court. Le second, effectué dans le même sens, doit être appliqué sur la chape.

__ 建议涂抹双层胶水。第一层涂抹在待铺设的板材上，必须与短边平行。而第二层，在同一方向，必须涂抹在找平层上。



Per evitare che le lastre si scheggino durante la fase di posa si consiglia l'uso di un apposito dispositivo per l'accostamento delle lastre.

__To avoid the slabs being chipped during laying, an appropriate device should be used for placing the slabs next to one another.

__Um ein Absplittern der Platten während des Verlegens zu verhindern, wird die Verwendung einer speziellen Vorrichtung für den Anschluss der Platten empfohlen.

__Pour éviter que les plaques ne se brisent durant la phase de pose, il est conseillé d'avoir recours à un dispositif approprié pour les aligner bord à bord.

__为了防止在铺设阶段板材分裂，建议使用专用设备使板材靠近。



È necessario l'utilizzo di sistemi di livellatura per rendere perfetta la planarità della superficie posata.

__Leveling systems are recommended to ensure the surface laid is perfectly level.

__Die Verwendung von Nivelliersystemen wird empfohlen, um eine perfekte Planheit der verlegten Oberfläche sicherzustellen.

__Utiliser un système de nivellement pour garantir une planéité parfaite de la surface posée.

__必须使用调平系统，使铺设表面的平整度完美。



Una volta adagiata la lastra, per eliminare completamente eccessi di aria, è necessario effettuare una battitura, manuale o meccanica, con l'apposito frattazzo anti-rimbalzo, procedendo dal centro verso i lati esterni.

__Once the slab is in position, excess air should be removed completely by tapping it either manually or mechanically using the appropriate trowel, starting from the centre and moving out towards the sides.

__Sobald die Platte abgelegt wurde muss, um überschüssige Luft austreten zu lassen, ein Anklopfen erfolgen. Dies kann entweder von Hand oder mechanisch mit einem Putzbrettchen mit Rückprallschutz erfolgen, dabei muss von der Mitte nach Außen vorgegangen werden.

__Après la pose, pour éliminer totalement l'air emprisonné sous le carreau, le frapper, manuellement ou mécaniquement, avec une taloche anti-rebond prévue à cet effet, en procédant du centre vers les bords.

__一旦放置板材后，为了彻底消除多余的空气，必须用专用的防反弹抹子进行手工或机械拍打，从中心向外侧进行。

ACCORGIMENTI SPECIFICI PER L'APPLICAZIONE DELLE GRANDI LASTRE IN 6 MM DI SPESSORE

PRECAUTIONS FOR 6MM BIG SLABS APPLICATIONS | SPEZIFISCHE ANWEISUNGEN ZUR NUTZUNG DER GROSSFORMATE IN 6MM
PRECAUTIONS SPECIFIQUESS POUR LA POSE DES GRANDES PLAQUES EN 6MM D'ÉPAISSEUR | 在地板铺设6毫米厚的陶瓷板材的具体措施。

6MM

ACCORGIMENTI SPECIFICI PER L'APPLICAZIONE A PAVIMENTO DI LASTRE IN 6 MM DI SPESSORE.

Mirage® raccomanda l'utilizzo a pavimento di lastre in spessore 6 mm per le sole applicazioni in ambito residenziale, commerciale a traffico leggero e comunque in contesti ove non vi sia passaggio di carichi puntuali pesanti o transito di carrelli a ruote dure.

Le lastre a 6mm, grazie al loro spessore ridotto, sono particolarmente indicate per la posa su pavimenti o rivestimenti preesistenti in marmo, pietra naturale, ceramica, senza la necessità di demolire la pavimentazione sottostante. Tale pavimentazione preesistente dovrà però essere planare, stabile, rigida e priva di rotture. In tutti questi casi sarà necessario valutare attentamente, assieme al progettista della pavimentazione, l'idoneità del sottofondo. In caso di dubbio sarà necessario valutare la necessità della demolizione e/o l'utilizzo di spessori tradizionali

La posa a pavimento su massetto di lastre in 6mm è invece fortemente condizionata dall'esecuzione ottimale dello stesso, dalla sua completa stagionatura, dal rispetto degli opportuni giunti di dilatazione nonché dalla posa a regola d'arte. Pertanto, in questi casi, per maggiore precauzione, Mirage® suggerisce l'utilizzo del gres porcellanato in spessore tradizionale.

In generale, per l'applicazione a pavimento delle lastre in spessore 6mm, l'adesivo (da scegliere insieme al progettista in base alle caratteristiche del cantiere) dovrà essere applicato secondo il metodo della doppia spalmatura, al fine di assicurare la perfetta distribuzione dello stesso e di garantire un'adesione ottimale, evitando la formazione di eventuali vuoti che potrebbero essere causa di rotture.

__FR PRÉCAUTIONS NÉCESSAIRES POUR L'APPLICATION AU SOL DE PLAQUES DE 6 MM D'ÉPAISSEUR.

Mirage® recommande l'utilisation au sol de plaques de 6 mm d'épaisseur uniquement pour des applications dans un contexte résidentiel et commercial à faible affluence ainsi que dans des contextes dépourvus de passages de charges ponctuelles lourdes ou de chariots à roues dures.

Les plaques de 6 mm d'épaisseur, grâce à leur épaisseur réduite, sont particulièrement adaptées à une pose sur des sols ou des revêtements préexistants en marbre, en pierre naturelle et en céramique, sans impliquer la démolition de la sous-couche. Cette sous-couche préexistante devra toutefois être plane, stable, rigide et privée de ruptures. Il sera dans tous les cas nécessaire d'évaluer attentivement, avec le concepteur du sol, la conformité de la sous-couche. En cas de doute, il sera nécessaire d'évaluer la nécessité de la démolition et/ou l'utilisation d'épaisseurs traditionnelles.

La pose au sol de plaques de 6 mm sur un fond est, au contraire, fortement conditionnée par l'exécution optimale de celui-ci, par son séchage complet, par le respect des joints de dilatation adaptés ainsi que par la pose à effectuer dans les règles de l'art. Ainsi, dans ce cas, pour plus de précaution, Mirage® suggère l'utilisation du grès cérame dans une épaisseur traditionnelle.

En général, pour l'application au sol des plaques de 6 mm d'épaisseur, l'adhésif (à choisir avec le concepteur en fonction des caractéristiques du chantier) devra être appliqué suivant la méthode du double encollage afin de garantir non seulement la répartition parfaite de ce dernier mais aussi une adhérence optimale, en évitant ainsi la formation de vides éventuels qui pourrait provoquer des ruptures.

__SPECIFIC MEASURES FOR LAYING SLABS OF 6 MM THICKNESS ON THE FLOOR.

Mirage® stresses that slabs 6 mm in thickness may only be used as flooring in residential and commercial environments that are subject to light traffic, and furthermore, in contexts where there is no circulation of heavy loads or hard-tyre trolleys.

Thanks to the reduced thickness, the 6 mm slabs are a good solution for laying over pre-existing floors or tiling in marble, natural stone or ceramics, and avoid the necessity of demolishing the underlying floor. Such pre-existing flooring must, however, be even, stable, rigid and without breakages. Even if the floor conforms to all the above conditions, it is still necessary, together with the flooring project manager, to evaluate the suitability of the underlying layer. If there are any doubts, the need for demolition and/or the use of traditional thickness must be evaluated.

Successful laying of 6 mm slabs on a screed depends greatly on the skill with which it is laid, on its being left to cure completely and on the careful calculation of the appropriated junctures for dilation as well as being laid with due expertise. As a result, in these cases, Mirage® recommends the use of a traditional thickness porcelain stoneware.

In general, when laying a floor of 6 mm thick slabs, the adhesive (to be selected together with the project manager based on the characteristics of the construction) must be applied using the double bonding technique, aimed at ensuring the perfect distribution of the adhesive to guarantee the best bond, avoiding the presence of any hollows that could cause breakages.

__在地板铺设6毫米厚的陶瓷板材的具体措施。 Mirage® 建议仅在住宅、人流量低的商业环境以及任何没有重负荷或硬轮手推车通过的环境中，铺设厚度为 6 毫米的地板专用陶瓷板材。 这些6毫米厚的陶瓷板材，由于厚度减小，特别适合直接铺设在现有的大理石、天然石材和陶瓷地砖或墙砖上面，而无需拆除下面的现有铺设地板。不过，这些现有的铺设地板必须是平坦、稳定、刚性并且没有破损。在所有这些情况下，必须与地板设计师一起仔细评估地基的适合性。如有疑问，必须评估是否需要拆除和/或使用传统厚度的地砖。 在找平层上铺设6毫米厚的陶瓷板材，则很大程度上受到找平层是否施工良好、是否完全干固、是否留有适当的伸缩缝以及是否按照标准完美铺设等方面的限制。因此，在这些情况下，为了谨慎起见， Mirage® 建议使用传统厚度的瓷质砖。 通常，在地板上铺设6毫米厚的陶瓷板材时，必须根据双层涂抹方法来涂抹粘合剂（与设计师一起根据场地的特性而选择），以确保其涂抹完美、均匀，并保证最佳附着力，避免形成任何可能导致破裂的空隙

__DE SPEZIFISCHE HINWEISE FÜR DIE VERLEGUNG VON 6 MM STARKEN PLATTEN ALS BODENBELAG.

Mirage® empfiehlt die Verwendung von Platten mit Stärke 6 mm als Bodenbelag nur für Anwendungen im Privatbereich und in Gewerbe- und Objektbereichen mit geringer Trittbelastung, oder in Bereichen, in denen zumindest keine Rollwagen mit harten Rädern zum Einsatz kommen oder schwere punktuelle Belastungen auftreten.

Die 6 mm starken Platten eignen sich aufgrund ihrer geringen Stärke besonders für die Verlegung auf bestehenden Bodenbelägen oder Wandverkleidungen aus Marmor, Naturstein, Keramik, ohne dass der darunterliegende Belag zuvor entfernt werden muss. Dieser bereits vorhandene Boden muss jedoch eben, stabil, hart und bruchstark sein. In all diesen Fällen muss die Eignung des Untergrundes gemeinsam mit dem Architekten oder Planer zuvor sorgfältig geprüft werden. Im Zweifelsfall muss die Notwendigkeit einer Entfernung des bestehenden Bodenbelags und/oder die Verwendung herkömmlicher Stärken in Erwägung gezogen werden.

Die Verlegung von 6 mm starken Platten auf Estrich hängt besonders von der optimalen Ausführung des Estrichs selbst, von seiner vollständigen Reifung, der Beachtung der entsprechenden Ausdehnungsfugen sowie der nach den Regeln der Kunst ausgeführten Verlegung ab. Daher empfiehlt Mirage® in diesen Fällen die Verwendung von Feinsteinzeug mit herkömmlicher Stärke.

Im Allgemeinen muss bei der Verlegung von 6 mm starken Platten als Bodenbelag der Klebstoff (der zusammen mit dem Planer nach den Eigenschaften des Verwendungsorts ausgewählt wird) doppelt aufgetragen werden (sowohl auf dem Untergrund als auch auf der Rückseite der Platte), um eine perfekte Verteilung und eine optimale Haftung zu gewährleisten und die Bildung von Hohlräumen zu vermeiden, die zu Bruch führen könnten.

RIASSUNTIVO FORMATI ED IMBALLI

SUMMARY OF SIZES AND PACKAGING | ÜBERSICHT ÜBER FORMATE UND VERPACKUNGEN
RÉCAPITULATIF FORMATS ET EMBALLAGES | 规格和包装概述

BIG SIZES - 1200x1200 / 1200x2400 / 300x2400

BIG SIZES - 48"x48" / 48"x96" / 12"x96"



Imballo Packaging	Cassa 1200x2400: Ingombro: 268x135,6x35,8 cm Peso: 82 kg Crate 1200x2400: Overall dimensions: 268x135,6x35,8 cm Weight: 82 kg			Pallet + parietali 1200x1200: Ingombro: 143x123x63 cm Peso: 53 kg Pallet + sides 1200x1200: Overall dimensions: 143x123x63 cm Weight: 53 kg			Cavalletto da 36 lastre Ingombro: 250x75x159 cm Peso: 155 kg Stand containing 36 slabs Overall dimensions: 250x75x159 cm Weight: 155 kg		Cavalletto da 20 scatole Ingombro: 75x130x158 cm Peso: 60 kg Stand containing 20 boxes Overall dimensions: 75x130x158 cm Weight: 60 kg	
Formato Dimension	300x2400x9	1200x2400x9	1200x2400x20	1200x1200x9	1200x1200x20	1200x2400x9	1200x2400x20	1200x1200x9	1200x1200x20	
Prezzo netto Net price	90 €	90 €	90 €	-	-	215 €	215 €	80 €	80 €	

Kg pezzo Kg piece	-	58	134	29	67	58	134	29	67	
Pezzi Pieces	72	18	8	32	20	36	18	40	18	
Scatole Boxes	-	-	-	16	20	-	-	16	20	
Mq Sqm	51,84	51,84	23,04	46,08	28,80	103,68	46,08	46,08	28,80	
Kg Kg	-	1126	1156	967	1403	2243	2302	970	1410	
Tipo imballo Type of packaging	-			Scatola Box		-		Scatola Box		
Note Notes	Carico su camion: - sovrapposibilità max. su camion n.5 casse; - max. 20 casse su camion (5 spazi) compatibilmente con i limiti di peso totale; - possibilità di affiancare a ciascuna pila nr. 2 europallet; Loading on truck: - stacks of no more than 5 crates; - max. 20 crates per truck (5 spaces) in accordance with the total weight limits; - possibility to place 2 europallets adjacent to each stack;			Carico su camion: - sovrapposibilità max. su camion n.3 casse (si consiglia n.2 casse); - max. 24 casse su camion (8 spazi) compatibilmente con i limiti di peso totale; Loading on truck: - stacks of no more than 3 crates (we recommend only 2); - max. 24 crates per truck (8 spaces) in accordance with the total weight limits;			Carico su camion: - max. 15 cavalletti su camion (15 spazi) compatibilmente con i limiti di peso totale; Loading on truck: - max. 15 stands per truck (15 spaces) in accordance with the total weight limits;		Carico su camion: - max. 30 cavalletti su camion (30 spazi) compatibilmente con i limiti di peso totale; Loading on truck: - max. 30 stands per truck (30 spaces) in accordance with the total weight limits;	

BIG SIZES - 1200x2780

BIG SIZES - 48"x110"



Imballo Packaging	Cassa 1200x2780: Ingombro: 291,6x144,5x33,8 cm Peso: 88 kg Crate 1200x2400: Overall dimensions: 291,6x144,5x33,8 cm Weight: 88 kg	Cavalletto da 36 lastre Ingombro: 290x75x159 cm Peso: 96 kg Stand containing 36 slabs Overall dimensions: 290x75x159 cm Weight: 96 kg
Formato Dimension	1200x2780x6	1200x2780x6
Prezzo netto Net price	110 €	215 €

Kg pezzo Kg piece	50	50
Pezzi Pieces	18	36
Scatole Boxes	-	-
Mq Sqm	59,94	119,88
Kg Kg	988	1896
Tipo imballo Type of packaging	-	-
Note Notes	Carico su camion: - sovrapposibilità max. su camion n.5 casse; - max. 20 casse su camion (5 spazi) compatibilmente con i limiti di peso totale; - possibilità di affiancare a ciascuna pila nr. 2 europallet; Loading on truck: - stacks of no more than 5 crates; - max. 20 crates per truck (5 spaces) in accordance with the total weight limits; - possibility to place 2 europallets adjacent to each stack;	Carico su camion: - max. 12 cavalletti su camion (12 spazi) compatibilmente con i limiti di peso totale; Loading on truck: - max. 12 stands per truck (12 spaces) in accordance with the total weight limits;

RIASSUNTIVO FORMATI ED IMBALLI

SUMMARY OF SIZES AND PACKAGING | ÜBERSICHT ÜBER FORMATE UND VERPACKUNGEN
RÉCAPITULATIF FORMATS ET EMBALLAGES | 规格和包装概述

BIG SIZES - 1600x1600 / 1600x3200 / 1620x3240

BIG SIZES - 63"x63" / 63"x126" / 63¾"x127½"

Imballo Packaging	Cassa 1600x1600 Crate 1600x1600	Cassa 1600x3200 Crate 1600x3200	Cassa 1600x3200 Crate 1600x3200	Cavalletto da 48 lastre TIPO 2* Stand containing 48 slabs TYPE 2*	Cavalletto da 42 lastre TIPO 2* Stand containing 42 slabs TYPE 2*	Cavalletto da 22 lastre TIPO 2* Stand containing 22 slabs TYPE 2*	Cavalletto da 42 lastre Stand containing 42 slabs	Cavalletto da 22 lastre Stand containing 22 slabs
Formato Dimension	1600x1600x6	1600x3200x6	1600x3200x12	1600x1600x6	1600x3200x6	1600x3200x12	1600x3200x6	1600x3200x12
Prezzo netto Net price	90 €	125 €	125 €	150 €	280 €	280 €	400 €	400 €

Ingombro Overall dimensions	183x174x41 cm	344x175x37 cm	344x175x37 cm	170x75x200 cm	330x75x200 cm	330x75x200 cm	335x75x195 cm	330x75x200 cm
Peso Weight	91 kg	139 kg	139 kg	103 kg	206 kg	206 kg	176 kg	176 kg
Kg pezzo Kg piece	38	76	148	38	76	148	76	148
Pezzi Pieces	24	14	8	48	42	22	42	22
Scatole Boxes	-	-	-	-	-	-	-	-
Mq Sqm	61,44	71,68	40,96	122,88	215,04	112,64	215,04	112,64
Kg Kg	1003	1203	1323	1927	3389	3462	3333	3432
Tipo imballo Type of packaging	-	-	-	-	-	-	-	-

Note Notes	<p>Carico su camion: - sovrapposibilità max. su camion n.4 casse; - max. 28 casse su camion (7 spazi) compatibilmente con i limiti di peso totale;</p> <p>Loading on truck: - stacks of no more than 4 crates; - max. 28 crates per truck (7 spaces) in accordance with the total weight limits;</p>	<p>Carico su camion: - sovrapposibilità max. su camion n.5 casse; - max. 15 casse su camion (3 spazi) compatibilmente con i limiti di peso totale; - possibilità di affiancare a ciascuna pila nr. 2 spazi pallet tipo 63 cm x 123 cm ;</p> <p>Loading on truck: - stacks of no more than 5 crates; - max. 15 crates per truck (3 spaces) in accordance with the total weight limits; - possibility to place 2 pallets (type 63 cm x 123 cm) adjacent to each stack;</p>	<p>Carico su camion: - sovrapposibilità max. su camion n.5 casse; - max. 15 casse su camion (3 spazi) compatibilmente con i limiti di peso totale; - possibilità di affiancare a ciascuna pila nr. 2 spazi pallet tipo 63 cm x 123 cm ;</p> <p>Loading on truck: - stacks of no more than 5 crates; - max. 15 crates per truck (3 spaces) in accordance with the total weight limits; - possibility to place 2 pallets (type 63 cm x 123 cm) adjacent to each stack;</p>	<p>Carico su camion: - max. 21 cavalletti su camion (21 spazi) compatibilmente con i limiti di peso totale;</p> <p>Loading on truck: - max. 21 stands per truck (21 spaces) in accordance with the total weight limits;</p>	<p>Carico su camion: - max. 9 cavalletti su camion (9 spazi) compatibilmente con i limiti di peso totale;</p> <p>Loading on truck: - max. 9 stands per truck (9 spaces) in accordance with the total weight limits;</p>	<p>Carico su camion: - max. 9 cavalletti su camion (9 spazi) compatibilmente con i limiti di peso totale;</p> <p>Loading on truck: - max. 9 stands per truck (9 spaces) in accordance with the total weight limits;</p>	<p>Carico su camion: - max. 9 cavalletti su camion (9 spazi) compatibilmente con i limiti di peso totale;</p> <p>Loading on truck: - max. 9 stands per truck (9 spaces) in accordance with the total weight limits;</p>	<p>Carico su camion: - max. 9 cavalletti su camion (9 spazi) compatibilmente con i limiti di peso totale;</p> <p>Loading on truck: - max. 9 stands per truck (9 spaces) in accordance with the total weight limits;</p>
-------------------	---	---	---	--	--	--	--	--

BIG SIZES - 1200x1200 / 1200x2400 / 300x2400 / 1200x2780 / 1600x1600 / 1600x3200 / 1620x3240

BIG SIZES - 48"x48" / 48"x96" / 12"x96" / 48"x110" / 63"x63" / 63"x126" / 63¾"x127½"



Container 20 piedi / 20' Container - 5,90 x 2,32 x 2,35(h) m	
Full 1200x2400	nr. 11 casse/crates 1200x2400 + 2 cavalletti/stands 1200x2400
Full 1200x1200	nr. 16 casse/crates 1200x1200x9 + 5 cavalletti/stands 1200x1200x9
Full 1200x1200	nr. 12 casse/crates 1200x1200x20 + 5 cavalletti/stands 1200x1200x20
Full 1200x2780	nr. 6 cavalletti/stands 1200x2780
Full 1200x2780	nr. 11 casse/crates 1200x2780 + 2 cavalletti/stands 1200x2780
Full 1600x3200	nr. 6 casse/crates 1600x3200 (+ 4 spazi/spaces 80 cm x 120 cm)
Full 1600x3200	nr. 3 cavalletti tipo 2/stands type 2 1600x3200 (+ 4 spazi/spaces 80 cm x 120 cm)
Full 1600x1600	nr. 15 casse/crates 1600x1600
Full 1600x1600	nr. 9 cavalletti tipo 2/stands type 2 1600x1600



Container 40 piedi / 40' Container - 11,90 x 2,32 x 2,35(h) m	
Full 1200x2400	nr. 12 cavalletti/stands 1200x2400
Full 1200x2400	nr. 21 casse/crates 1200x2400 + 4 cavalletti/stands 1200x2400
Full 1200x1200	nr. 24 casse/crates 1200x1200x9
Full 1200x1200	nr. 24 casse/crates 1200x1200x20
Full 1200x2780	nr. 12 cavalletti/stands 1200x2780
Full 1200x2780	nr. 21 casse/crates 1200x2780 + 4 cavalletti/stands 1200x2780
Full 1600x3200	nr. 16 casse/crates 1600x3200
Full 1600x3200	nr. 9 cavalletti tipo 2/stands type 2 1600x3200
Full 1600x1600	nr. 24 casse/crates 1600x1600
Full 1600x1600	nr. 19 cavalletti tipo 2/stands type 2 1600x1600



Camion, peso massimo caricabile / Truck, maximum loadable weight - 30 Ton.	
Full 1200x2400	nr. 20 casse/crates 1200x2400
Full 1200x1200	nr. 24 casse/crates 1200x1200
Full 1200x2780	nr. 20 casse/crates 1200x2780
Full 1600x3200	nr. 15 casse/crates 1600x3200
Full 1600x3200	nr. 9 cavalletti tipo 2/stands type 2 1600x3200
Full 1600x1600	nr. 27 casse/crates 1600x1600
Full 1600x1600	nr. 19 cavalletti tipo 2/stands type 2 1600x1600

Il calcolo deve tenere conto del peso (in modo da non eccedere i limiti di portata).
The quantities loaded must take into account the weight (in order not to exceed the maximum weight limits).

CARATTERISTICHE TECNICHE

TECHNICAL SPECIFICATIONS | TECHNISCHE EIGENSCHAFTEN
CARACTÉRISTIQUES TECHNIQUES | 技术特征

STANDARD EN 14411 - G

CARATTERISTICHE TECNICHE TECHNICAL DATA TECHNISCHE DATEN CARACTERISTIQUES TECHNIQUES 技术特征	NORMA STANDARD NORM NORME 标准	VALORI PRESCRITTI DALLE NORME EN 14411 - G INTERNATIONAL STANDARDS EN 14411 - G INTERNATIONALE NORMWERTE EN 14411 - G VALEURS PREVUES PAR LES NORMES EN 14411 - G EN 14411 - G标准规定值	*VALORE MEDIO MIRAGE MIRAGE AVERAGE VALUE MIRAGE MITTELWERT VALEURS MOYEN MIRAGE MIRAGE平均值
--	--	--	---

CARATTERISTICHE DIMENSIONALI SIZE CHARACTERISTICS - MASSEIGENSCHAFTEN DETERMINATION DES CARACTERISTIQUES DIMENSIONELLES - 尺寸特征

LATI SIDES - SEITEN COTES - 侧边	EN ISO 10545-2	± 0,3% MAX (± 1,0 mm MAX)	CONFORME COMPLYING
---	----------------	------------------------------	-----------------------

SPESSORE THICKNESS - DICKE EPAISSEUR - 厚度	EN ISO 10545-2	± 5,0% MAX (± 0,5 mm MAX)	CONFORME COMPLYING
--	----------------	------------------------------	-----------------------

RETTILINEITÀ DEGLI SPIGOLI STRAIGHTNESS OF SIDES - GERADLINIGKEIT DER KANTEN RECTITUDE DES ARETES - 边角平直度	EN ISO 10545-2	± 0,3% MAX (± 0,8 mm MAX)	CONFORME COMPLYING
--	----------------	------------------------------	-----------------------

ORTOGONALITÀ RECTANGULARITY - RECHTWINKLIGKEIT PERPENDICULARITÉ - 直角度	EN ISO 10545-2	± 0,3% MAX (± 1,5 mm MAX)	CONFORME COMPLYING
--	----------------	------------------------------	-----------------------

PLANARITÀ SURFACE FLATNESS - EBENFLÄCHIGKEIT PLANÉITÉ DE SURFACE - 平整度	EN ISO 10545-2	± 0,4% MAX (± 1,8 mm MAX)	CONFORME COMPLYING
---	----------------	------------------------------	-----------------------

ASSORBIMENTO D'ACQUA WATER ABSORPTION - WASSERAUFNAHME ABSORPTION D'EAU - 吸水率	EN ISO 10545-3	≤ 0,5%	≤ 0,04%
--	----------------	--------	---------

RESISTENZA ALLA FLESSIONE FLEXION RESISTANCE - BIEGEFESTIGKEIT RESISTANCE A LA FLEXION - 抗弯强度	EN ISO 10545-4	S ≥ 700 N (< 75 mm) S ≥ 1.300 N (> 75 mm) R ≥ 35 N/mm².	6 mm S ≥ 1100 N R ≥ 48 N/mm²	9 mm S ≥ 2400 N R ≥ 48 N/mm²	12 mm S ≥ 4000 N R ≥ 48 N/mm²
--	----------------	---	------------------------------------	------------------------------------	-------------------------------------

RESISTENZA ALL'URTO IMPACT RESISTANCE - STOSSFESTIGKEIT RESISTANCE AUX CHOCS - 抗冲击强度	EN ISO 10545-5	VALORE DICHIARATO DECLARED VALUE	CONSULTARE I VALORI PER LA COLLEZIONE SPECIFICA PLEASE REFER TO THE SPECIFIC COLLECTION DETAIL
---	----------------	-------------------------------------	---

RESISTENZA ALL'ABRASIONE ABRASION RESISTANCE - ABRIEBFESTIGKEIT RESISTANCE A L'ABRASION - 耐磨强度	EN ISO 10545-6	≤ 175 mm³	CONSULTARE I VALORI PER LA COLLEZIONE SPECIFICA PLEASE REFER TO THE SPECIFIC COLLECTION DETAIL
---	----------------	-----------	---

COEFFICIENTE DI DILATAZIONE TERMICA LINEARE COEFFICIENT OF LINEAR THERMAL-EXPANSION - LINEARER WÄRMEAUDEHNUNGSKOEFFIZIENT COEFFICIENT DE DILATATION THERMIQUE LINEAIRE - 线性热膨胀系数	EN ISO 10545-8	—	CONSULTARE I VALORI PER LA COLLEZIONE SPECIFICA PLEASE REFER TO THE SPECIFIC COLLECTION DETAIL
---	----------------	---	---

RESISTENZA AGLI SBALZI TERMICI RESISTANCE TO THERMAL SHOCKS - BESTÄNDIGKEIT GEGEN TEMPERATURSCHWANKUNGEN RESISTANCE AUX CHOCS THERMIQUES - 耐热突变性	EN ISO 10545-9	TEST SUPERATO SECONDO EN ISO 10545-1 PASS ACCORDING EN ISO 10545-1	CONSULTARE I VALORI PER LA COLLEZIONE SPECIFICA PLEASE REFER TO THE SPECIFIC COLLECTION DETAIL
---	----------------	---	---

RESISTENZA AL GELO FROST RESISTANCE - FROSTBESTÄNDIGKEIT RESISTANCE AU GEL - 耐冻性	EN ISO 10545-12	TEST SUPERATO SECONDO EN ISO 10545-1 PASS ACCORDING EN ISO 10545-1	CONSULTARE I VALORI PER LA COLLEZIONE SPECIFICA PLEASE REFER TO THE SPECIFIC COLLECTION DETAIL
---	-----------------	---	---

RESISTENZA ALL'ATTACCO CHIMICO RESISTANCE TO CHEMICALS - CHEMIKALIENBESTÄNDIGKEIT RESISTANCE A L'ATTAQUE CHIMIQUE - 耐化学品作用	EN ISO 10545-13	UB MIN.	CONSULTARE I VALORI PER LA COLLEZIONE SPECIFICA PLEASE REFER TO THE SPECIFIC COLLECTION DETAIL
---	-----------------	---------	---

RESISTENZA ALLE MACCHIE RESISTANCE TO STAINS - FLECKENBESTÄNDIGKEIT RESISTANCE AUX TACHES - 防污性	EN ISO 10545-14	VALORE DICHIARATO DECLARED VALUE	CONSULTARE I VALORI PER LA COLLEZIONE SPECIFICA PLEASE REFER TO THE SPECIFIC COLLECTION DETAIL
--	-----------------	-------------------------------------	---

CESSIONE DI PIOMBO E CADMIO LEAD AND CADMIUM DISCHARGE - ABGABE VON BLEI UND CADMIUM PERTE DE PLOMB ET CADMIUM - 铅和镉的排放	EN ISO 10545-15	VALORE DICHIARATO DECLARED VALUE	CONSULTARE I VALORI PER LA COLLEZIONE SPECIFICA PLEASE REFER TO THE SPECIFIC COLLECTION DETAIL
--	-----------------	-------------------------------------	---

SCIVOLOSITÀ SKID RESISTANCE - RUTSCHWERT GLISSANCE - 防滑性	DM. 236/89 BCRA	> 0,40	NAT	LUC/FRL	SP
	ASTM C1028	Dry SCOF > 0,60	> 0,40	—	
	ASTM C1028	Wet SCOF > 0,60	> 0,60	—	
	ANSI A1371	Wet DCOF > 0,42	> 0,60	—	
	AS 4586:2013	—	—	—	
	DIN 51130	—	R9 R10	—	R9
	DIN 51097	—	—	—	
	ENV 12633	≥ CL1	—	—	
	UNI EN 13036 - 4:2011	≥ 36	—	—	

Per i certificati specifici, contattare Mirage S.p.A.

For specific certificates, please contact Mirage S.p.A. | Für die speziellen Zertifikate wenden Sie sich bitte an Mirage S.p.A.

Pour les certificats spécifiques, veuillez contacter Mirage S.p.A. | 关于具体的证书，请联系Mirage S.p.A.公司

MIRAGE[®]
Porcelain.Design.Sustainability

Mirage Granito Ceramico S.p.a.

Uffici e Stabilimento

41026 - Pavullo (MO) ITALY
Via Giardini Nord, 225
Tel. +39 0536 29611
Fax +39 0536 21065
info@mirage.it
www.mirage.it

Mirage USA INC.

618 Grassmere Park Dr - Suite 1-2
Nashville - Tennessee (TN) - 37211
TAX ID: 75 2773306
Ph: +1 615-834-3888
info@mirageusa.net
www.mirageusa.net

Mirage Project Point Milano

20121 - Milano ITALY
Via Marsala, 7
Tel. +39 02 65560879
projectpoint-mi@mirage.it
www.mirageprojectpoint.com/milano

Mirage Project Point Dubai

Building 7 - Ground Floor
d3 Dubai Design District
United Arab Emirates
Ph. +971 4 554 3944
Licence No. 93659
projectpoint-uae@mirage.it
www.mirageprojectpoint.com/dubai

